



# INDALUM®

La más alta calidad en aluminio

## *Perfiles Industriales*



ISO 9001:2008



# *Catálogo*

Línea  
*Industrial*





TUBERÍA CONDUIT INDALUM CON CERTIFICACIÓN.





## GUÍA RÁPIDA

PAGINA

<b>Nuestros Procesos</b>	<b>3</b>
<b>Duelas y Recubrimientos</b>	<b>4-6</b>
<b>Zetas</b>	<b>7-8</b>
<b>Ribetes y Jotas para Vidrio</b>	<b>9</b>
<b>Pasamanos</b>	<b>10-11</b>
<b>Bisagras</b>	<b>12</b>
<b>Marcos para Domos</b>	<b>13-14</b>
<b>Pisos</b>	<b>15-18</b>
<b>Gradas</b>	<b>19-20</b>
<b>Jaladeras</b>	<b>21-22</b>
<b>Tabletas y Topes para Cortinas</b>	<b>23</b>
<b>Bordas</b>	<b>24-29</b>
<b>Esquineros</b>	<b>30</b>
<b>Tubos Cuadrados</b>	<b>31</b>
<b>Tubos Rectangulares</b>	<b>32</b>
<b>Soleras</b>	<b>33</b>
<b>Ángulos</b>	<b>34</b>
<b>Canales</b>	<b>35</b>
<b>Tees y Barras Redondas</b>	<b>36</b>
<b>Tubos Redondos</b>	<b>37-38</b>
<b>Factores de Conversión</b>	<b>39</b>



## NUESTROS PROCESOS



Fundición, vaciado y formado de lingotes cilíndricos para extrusión.



Grandes inventarios de materia prima para asegurar un surtido y servicio efectivo.



Modernas prensas de extrusión de aluminio operadas automáticamente con pullers robotizados



Líneas de pintado una vertical y otra horizontal con los sistemas más recientes y avanzados de pretratamiento y pintura electrostática continua.




Planta de anodizado de alta producción totalmente automatizada para garantizar confianza en la calidad.



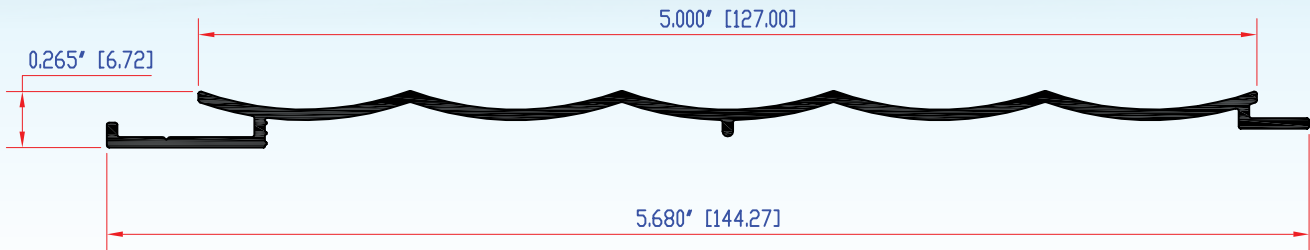
La más alta calidad y nuestras grandes existencias respaldan un servicio inmediato y confiable.




# DUELAS Y RECUBRIMIENTOS




*RECUBRIMIENTO OND. 3"*  
*CLAVE 7005*




*RECUBRIMIENTO OND. 5"*  
*CLAVE 7010*



*DUELA ONDULADA. 5"*  
*CLAVE 7011*

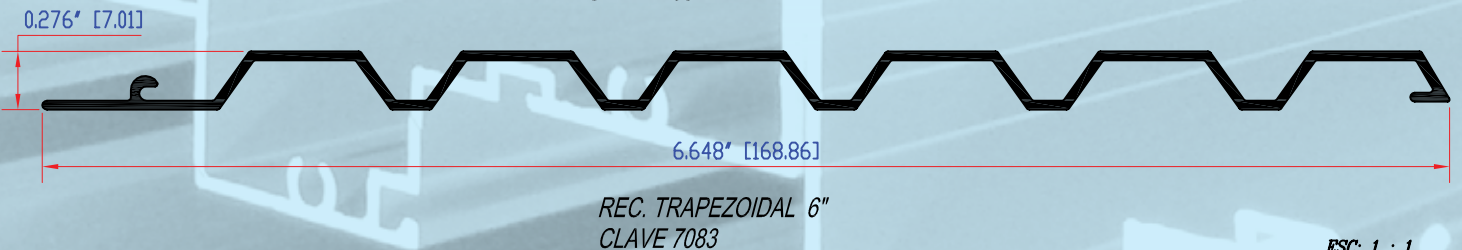
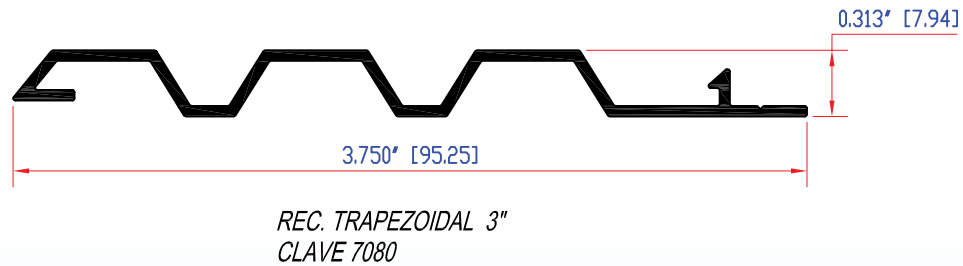
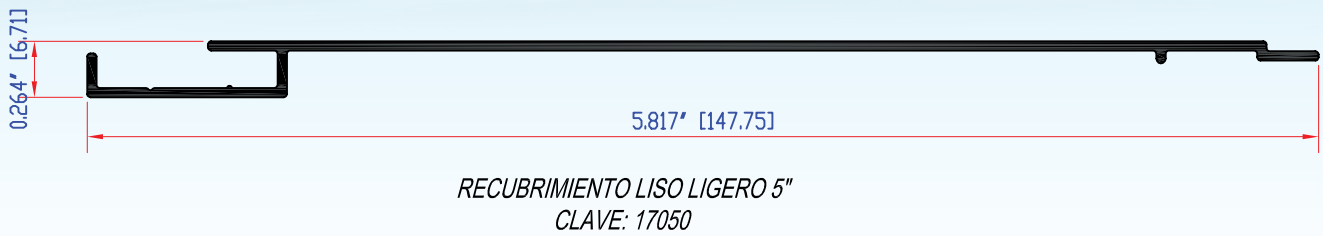
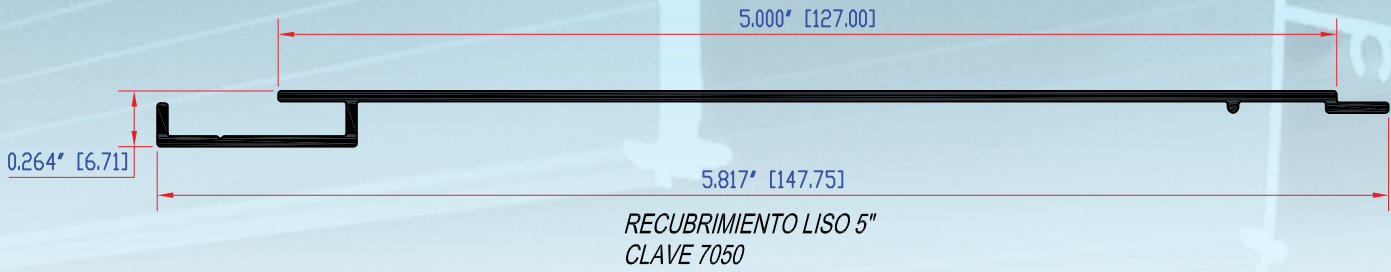


*DUELA LISA 3"*  
*CLAVE 7030*




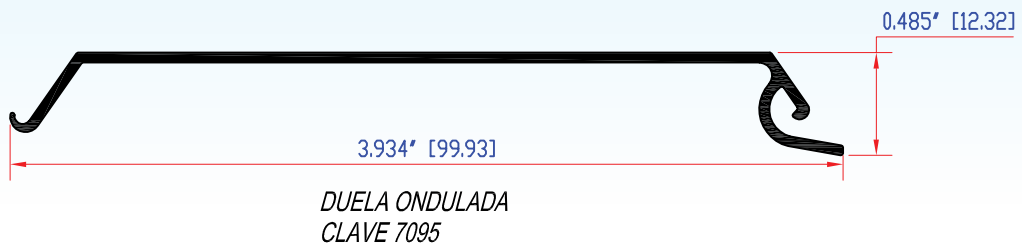
*DUELA LISA 4"*  
*CLAVE 7046*

# DUELAS Y RECUBRIMIENTOS



ESC: 1 : 1

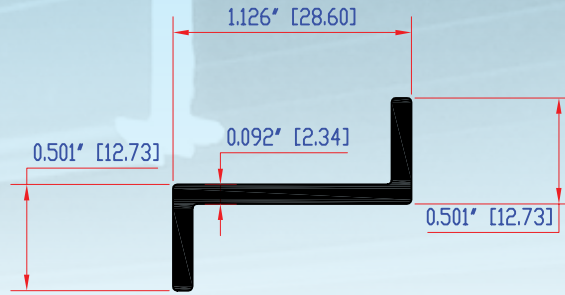
# DUELAS Y RECUBRIMIENTOS



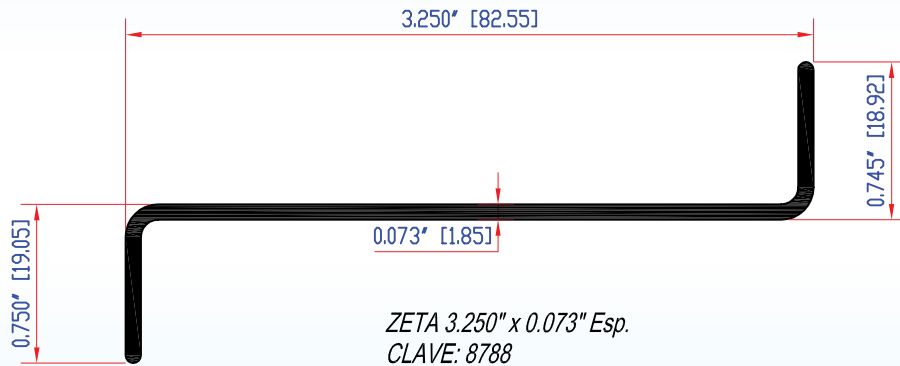
ESC: 1 : 1




# ZETAS



ZETA  
CLAVE: 8780






ZETA 3.250" x 0.073" Esp.  
CLAVE: 8788



ZETA 3.250"  
CLAVE: 8790

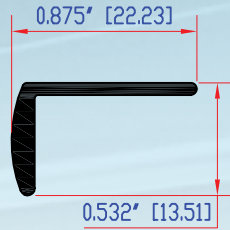
# ZETAS



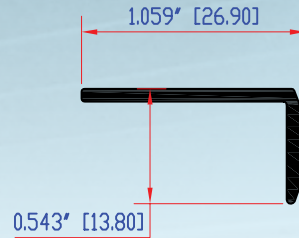
ESC: 1 : 1



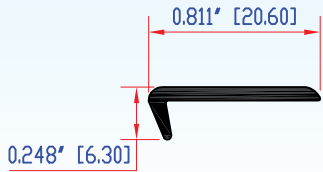
# RIBETES Y JOTA PARA VIDRIO



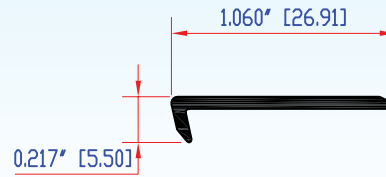
*RIBETE DE 3/4"*  
CLAVE: 9010



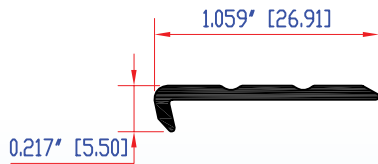
*RIBETE DE 1"*  
CLAVE: 9015



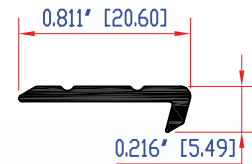
*RIBETE DE 3/4"*  
CLAVE: 9020



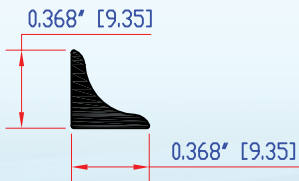
*RIBETE UÑA LISA*  
CLAVE: 9030




*RIBETE DE UÑA*  
CLAVE: 9040



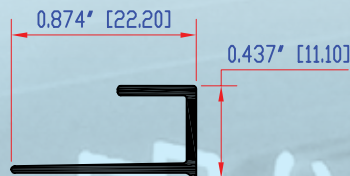
*RIBETE DE UÑA CORTO*  
CLAVE: 9041



*RIBETE ESQUINERO*  
CLAVE: 9050




*RIBETE DE ALFOMBRA*  
CLAVE: 9060



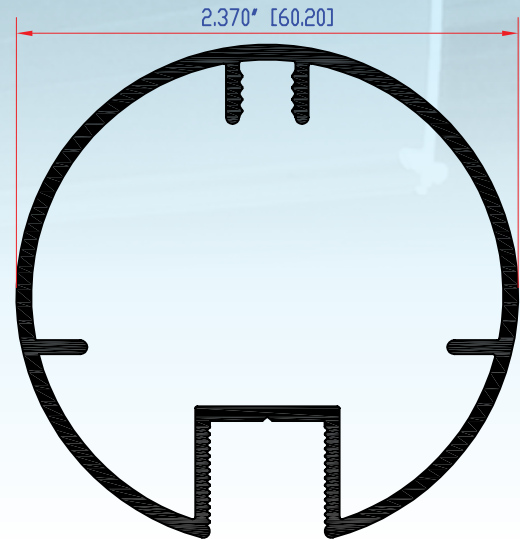
*JOTA PARA VIDRIO*  
CLAVE: 9061

ESC: 1 : 1

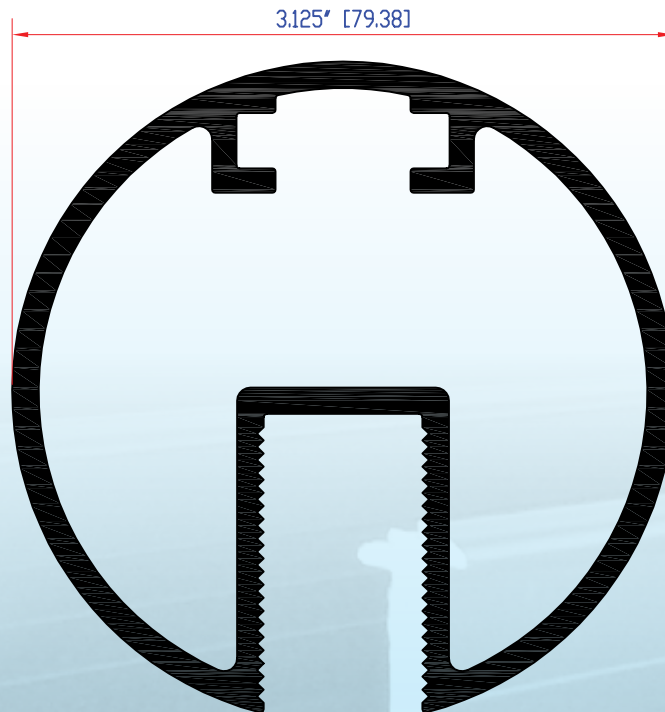
# PASAMANOS



PASAMANOS  
CLAVE: 9300



PASAMANOS REDONDO  
CLAVE: 9302

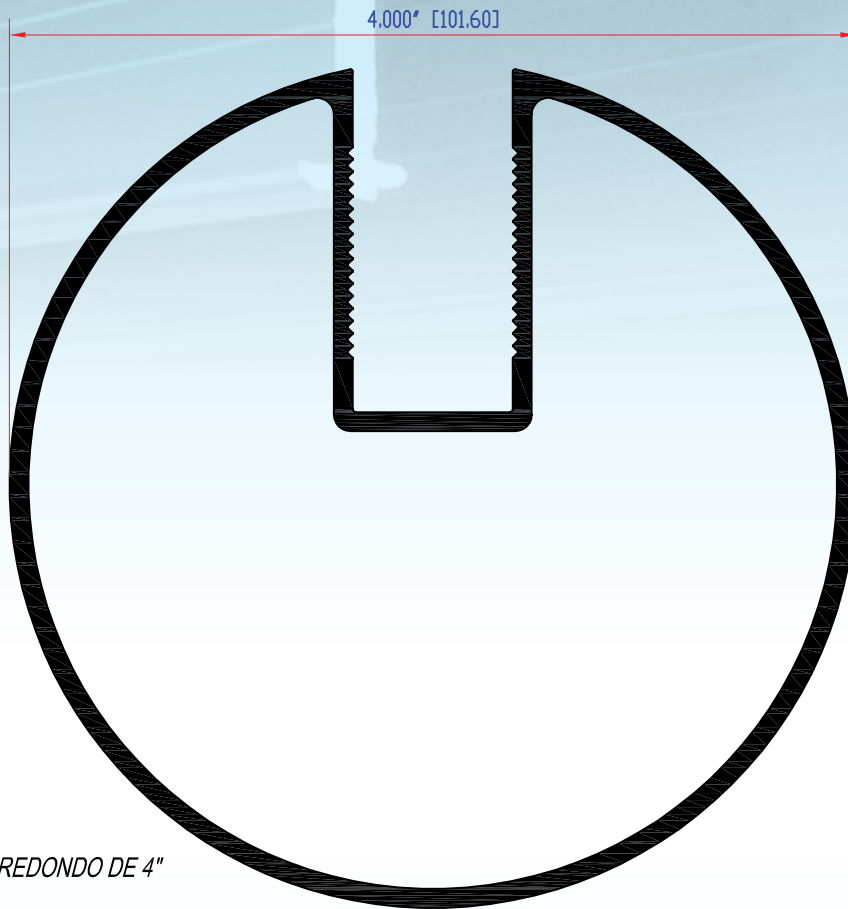


PASAMANOS REDONDO DE 3.125"  
CLAVE: 9303

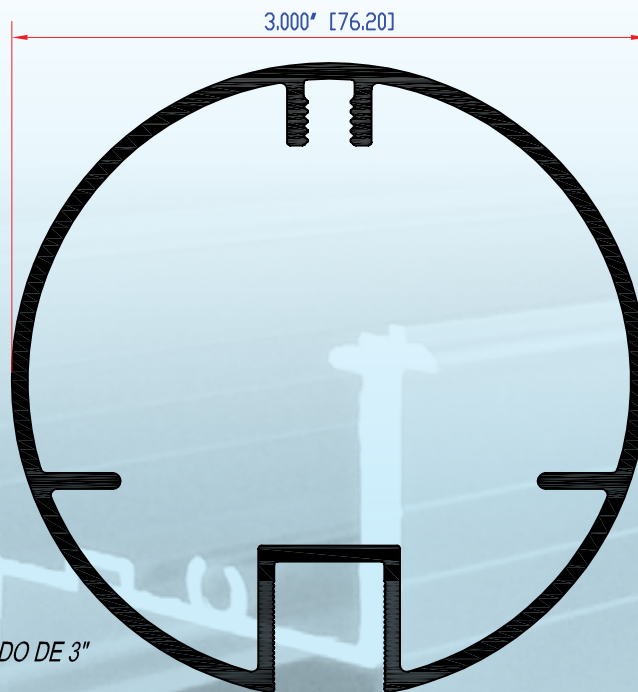
ESC: 1 : 1



# PASAMANOS



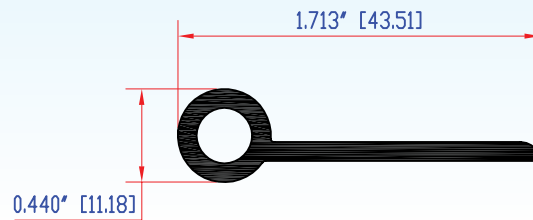
PASAMANOS REDONDO DE 4"  
CLAVE: 9304



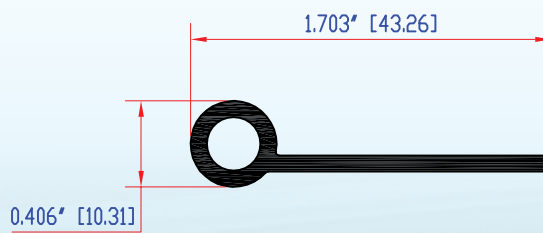
PASAMANOS REDONDO DE 3"  
CLAVE: 9306

ESC: 1 : 1

# BISAGRAS



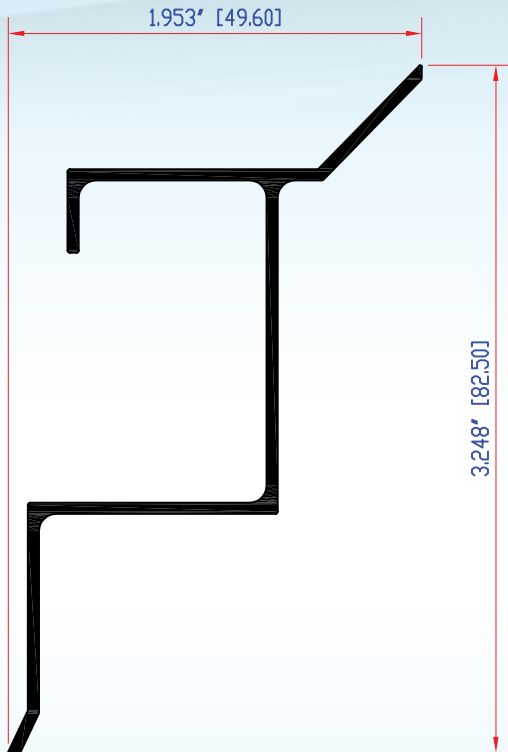
*BISAGRA LIBRO*  
*CLAVE: 9246*




*BISAGRA LIBRO*  
*CLAVE: 9247*




# MARCOS PARA DOMOS



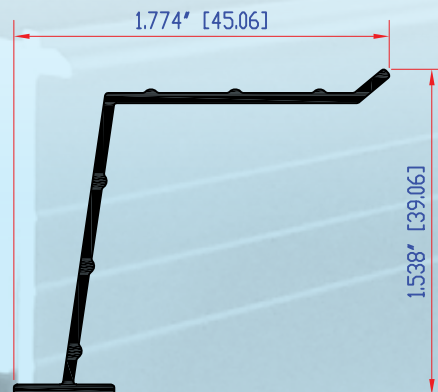
PERFIL C/VENT. P/DOMO  
CLAVE: 9348



CANAL PARA DOMO  
CLAVE: 9351



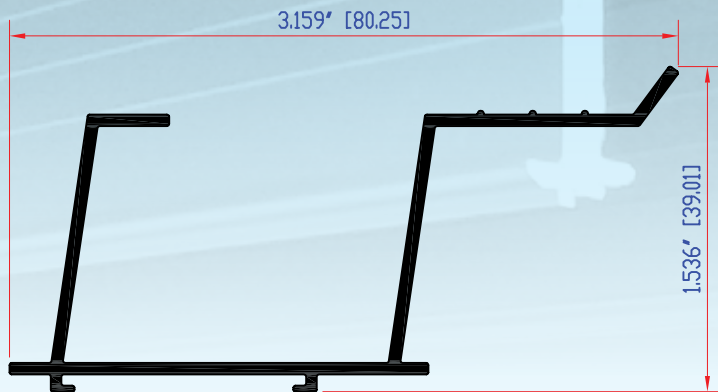
MARCO PARA DOMO 242  
CLAVE: 9352



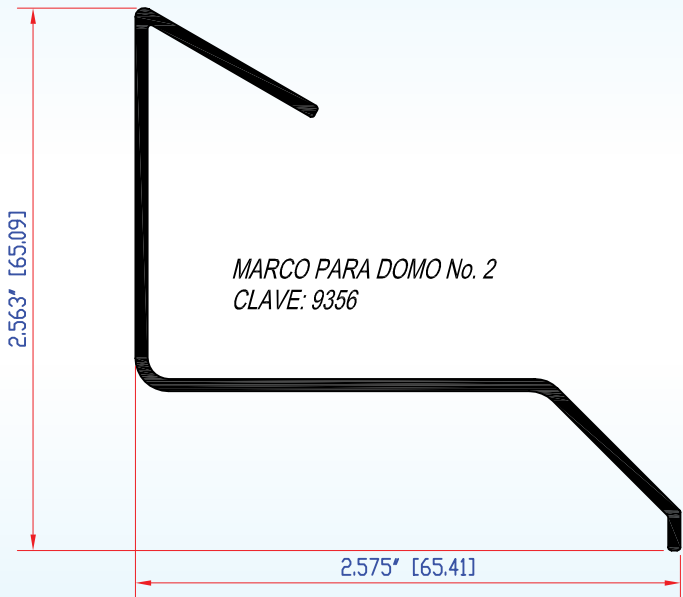
DOMO SIN VENTILACION  
CLAVE: 9353

ESC: 1 : 1

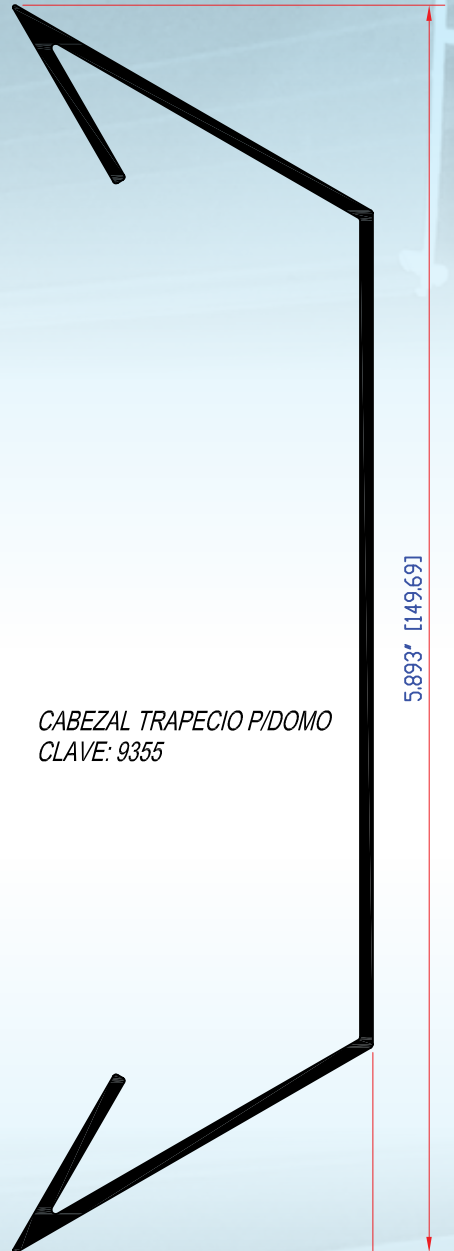
# MARCOS PARA DOMOS



DOMO CON VENTILACION  
CLAVE: 9354




MARCO PARA DOMO No. 2  
CLAVE: 9356



CABEZAL TRAPECIO P/DOMO  
CLAVE: 9355



MARCO PARA DOMO No. 1  
CLAVE: 9357



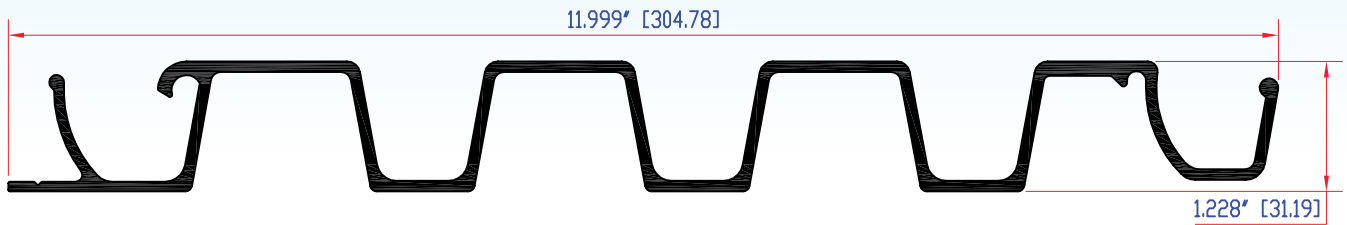
MARCO PARA DOMO LIJERO  
CLAVE: 9361



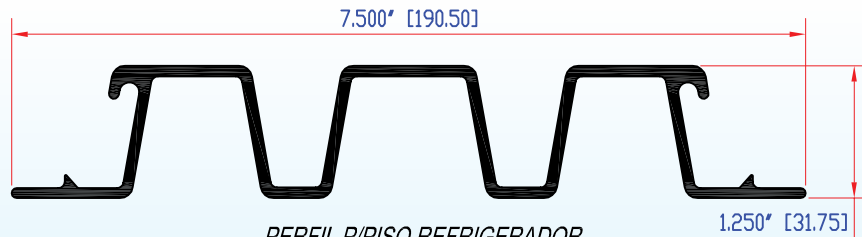
# PISOS




PERFIL P/PISO  
CLAVE: 9804



PERFIL P/PISO REFRIGERADOR  
CLAVE: 9805



PERFIL P/PISO REFRIGERADOR  
CLAVE: 9806



TABLETA P/PISO  
CLAVE: 9807

FUERA DE ESCALA

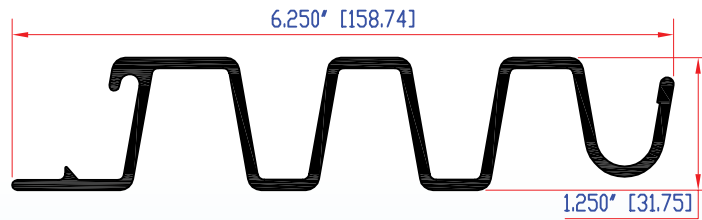
# PISOS



PERFIL P/PISO REFRIGERADOR  
CLAVE: 9808



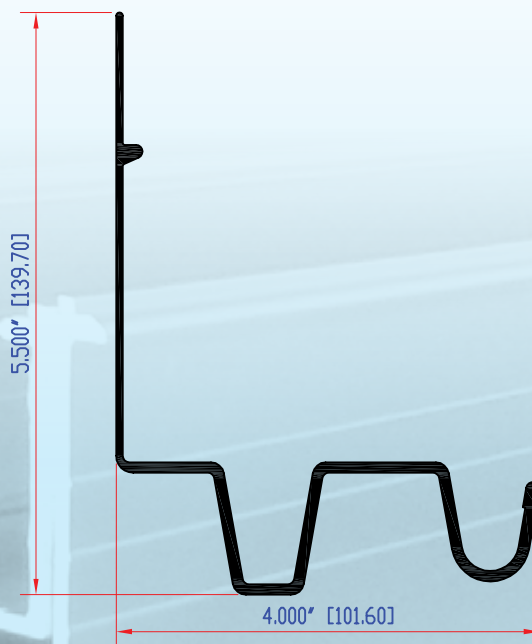
TABLETA PARA PISO  
CLAVE: 9809



PERFIL P/PISO REFRIGERADOR  
CLAVE: 9810



SECCION LATERAL DE PISO  
CLAVE: 9811




SECCION LATERAL DE PISO  
CLAVE: 9812

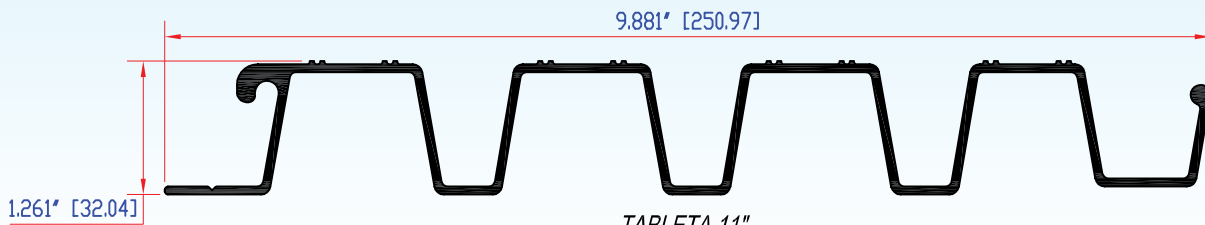
FUERA DE ESCALA



# PISOS



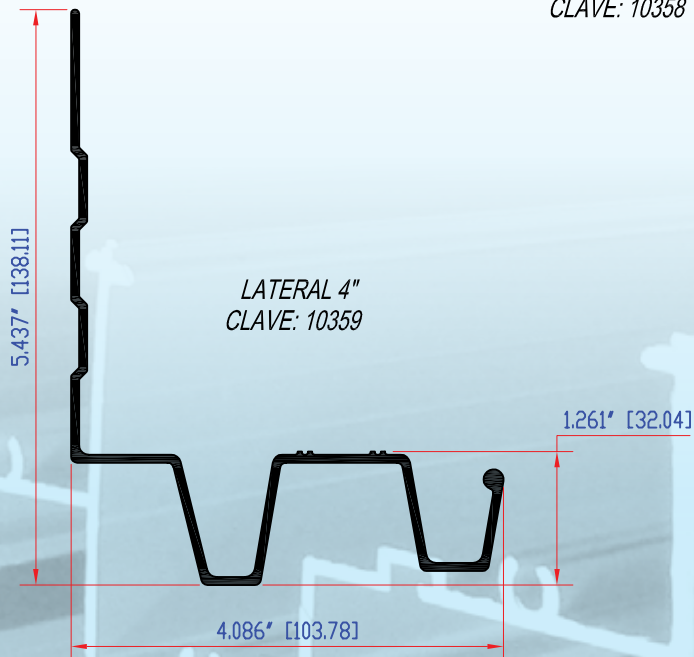
TABLETA 12"  
CLAVE: 10356



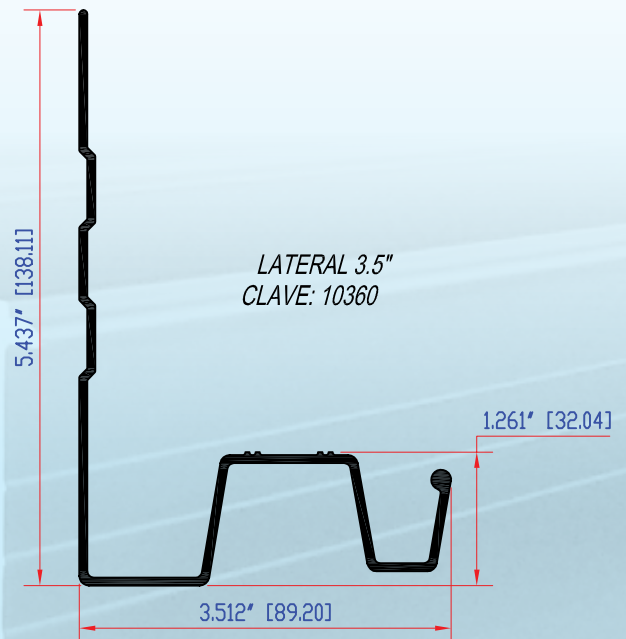
TABLETA 11"  
CLAVE: 10357



TABLETA CENTRAL  
CLAVE: 10358



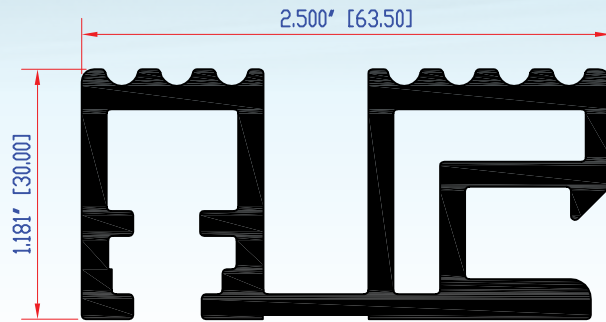
LATERAL 4"  
CLAVE: 10359



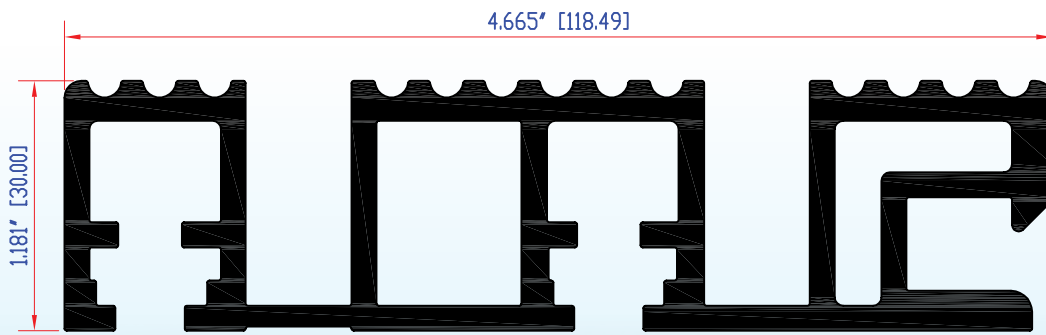
LATERAL 3.5"  
CLAVE: 10360

FUERA DE ESCALA

# PISOS



*PISO*  
*CLAVE: 10308*

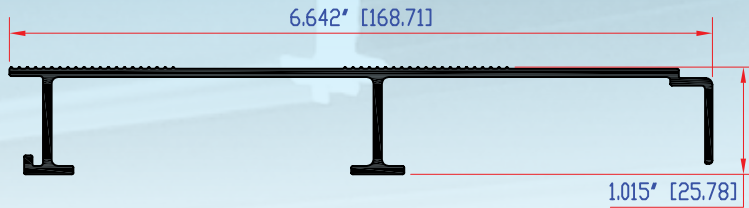


*PISO*  
*CLAVE: 10309*

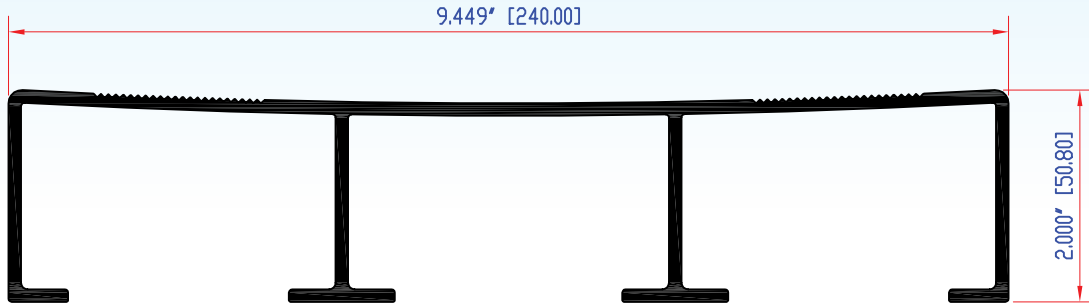
**ESCALA 1 : 1**



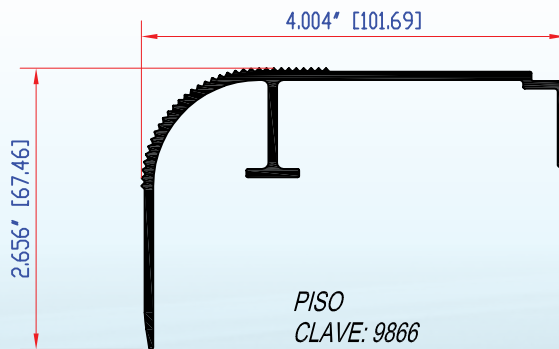
GRADAS



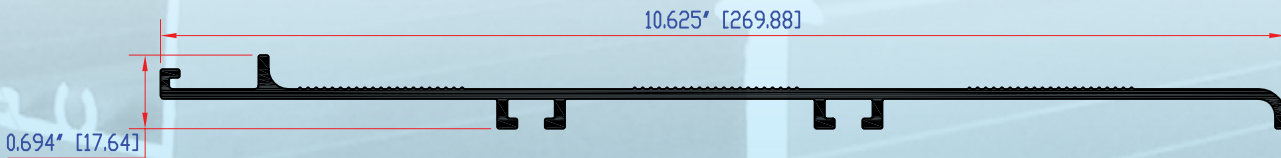
PISO  
CLAVE: 9864



ACIENTO P/BANCA  
CLAVE: 9865



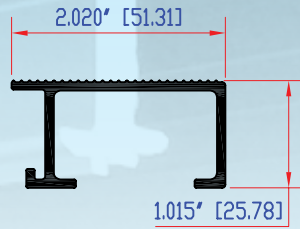
PISO  
CLAVE: 9866



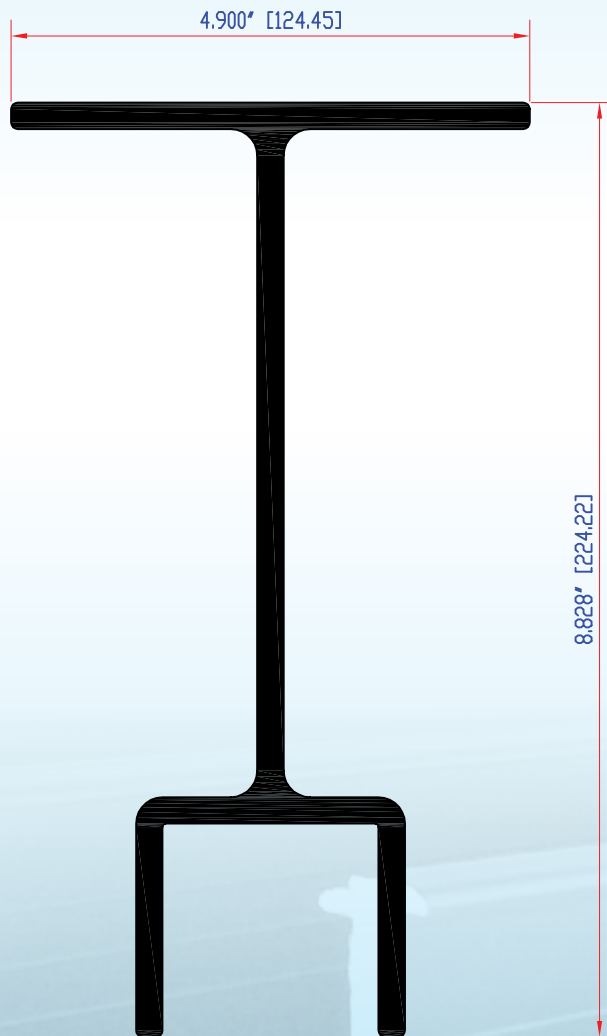
TAPA DE ESCALON  
CLAVE: 9867

FUERA DE ESCALA

# GRADAS

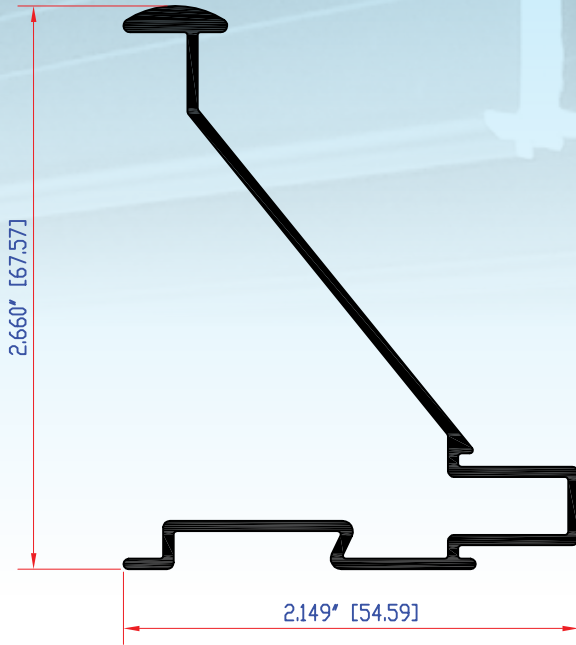


COMPLEMENTO  
CLAVE: 9868




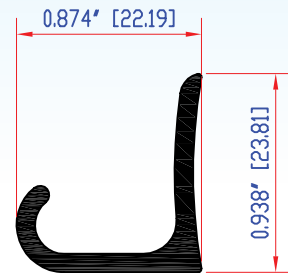
SOPORTE P/BANCA  
CLAVE: 9869

# JALADERAS




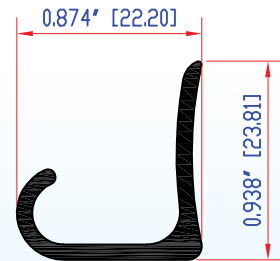
*JALADERA Y PORTATOALLERO  
CLAVE: 6526*

*JALADERA T.E.  
CLAVE: 6593*

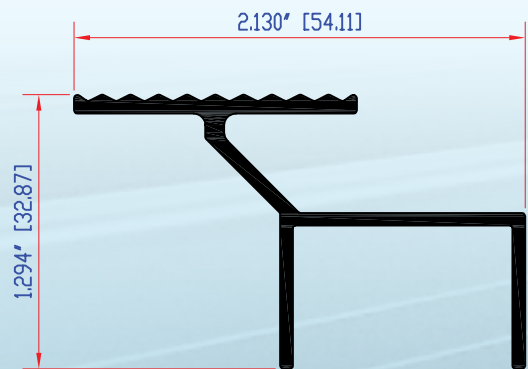


*JALADERA  
CLAVE: 6597*

*JALADERA T.E. LIJERA  
CLAVE: 6594*



*JALADERA TIJUANA  
CLAVE: 9364*

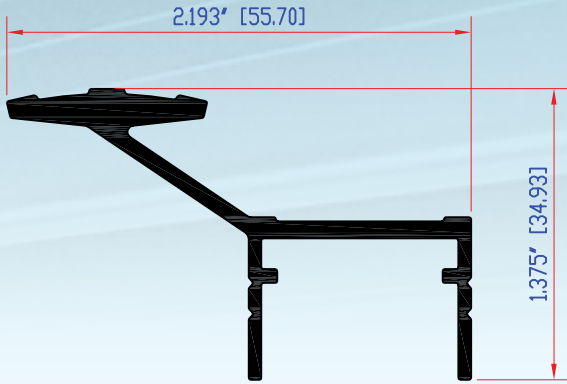


*JALADERA PERICO K  
CLAVE: 9366*

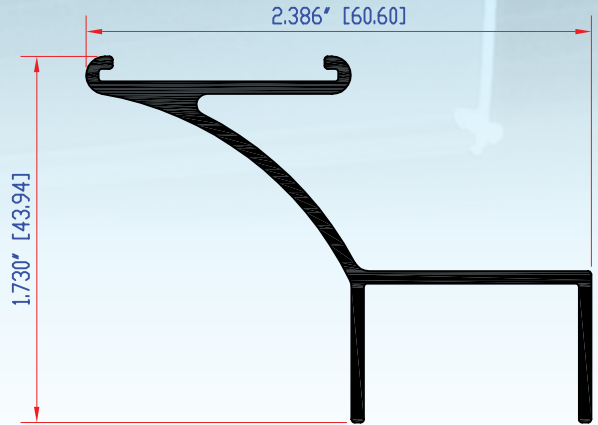
ESC: 1 : 1



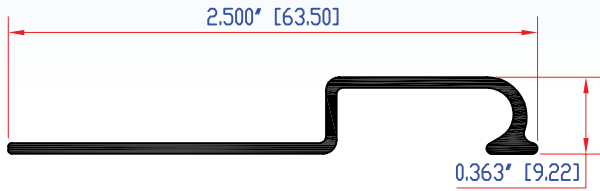
# JALADERAS



*JALADERA PERICO K*  
CLAVE: 9367




*JALADERA PERICO ECONOMICA*  
CLAVE: 9368




*JALADERA P/MOSQUITERO*  
CLAVE: 9372



*JALADERA ESTRIADA*  
CLAVE: 9373



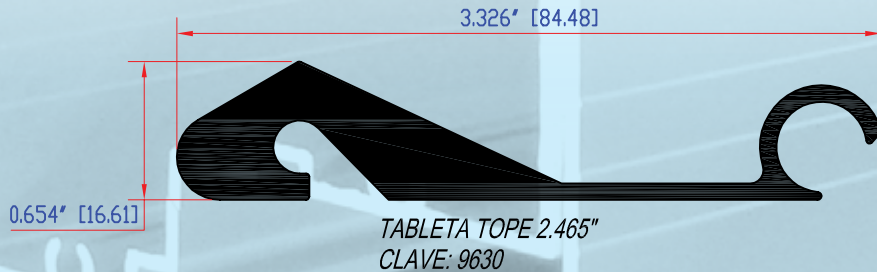
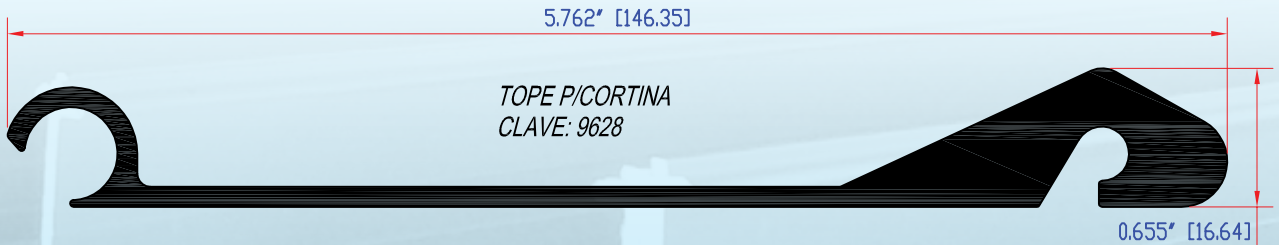
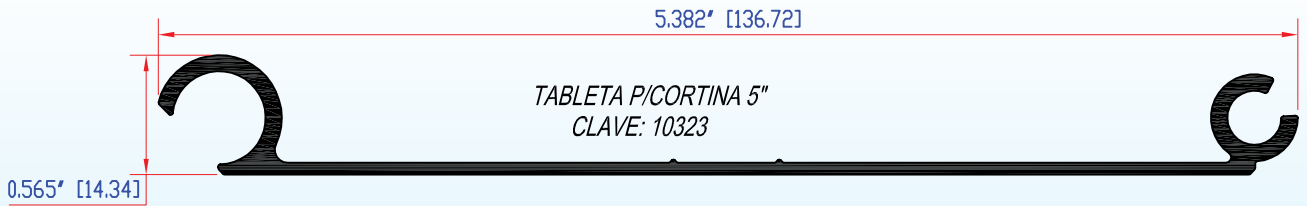
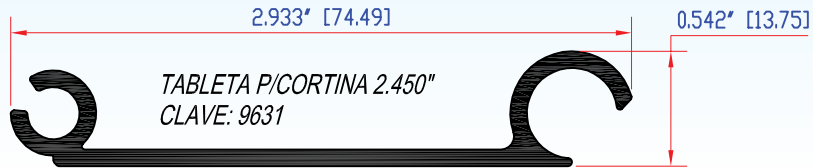
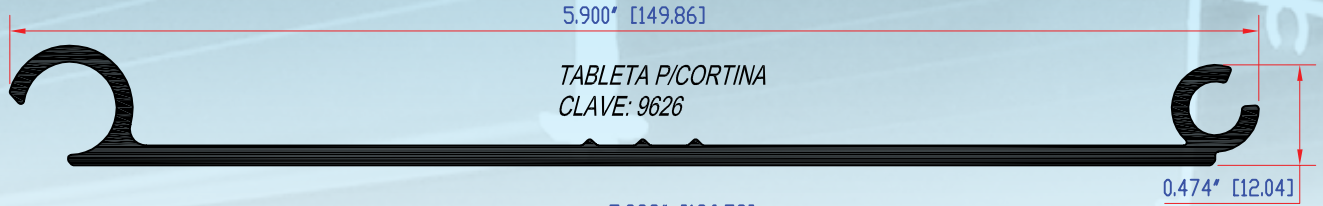
*JALADERA P/CORTINA*  
CLAVE: 9627




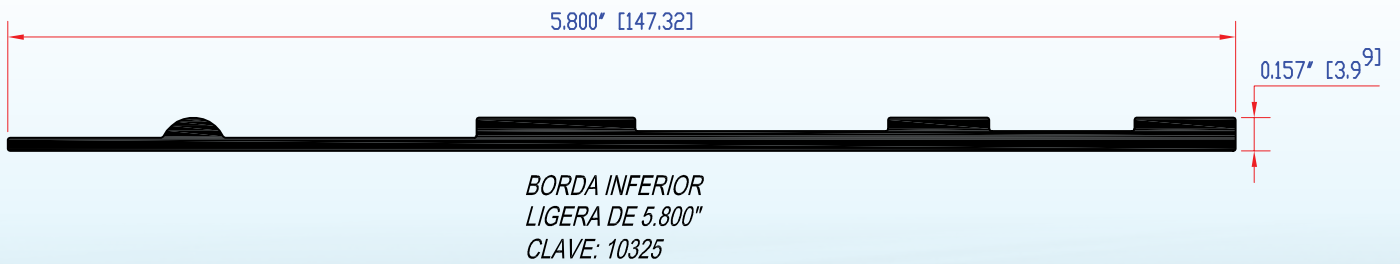
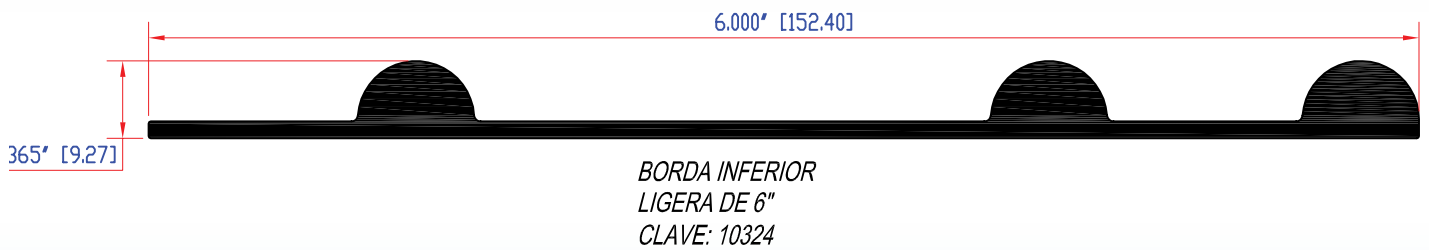
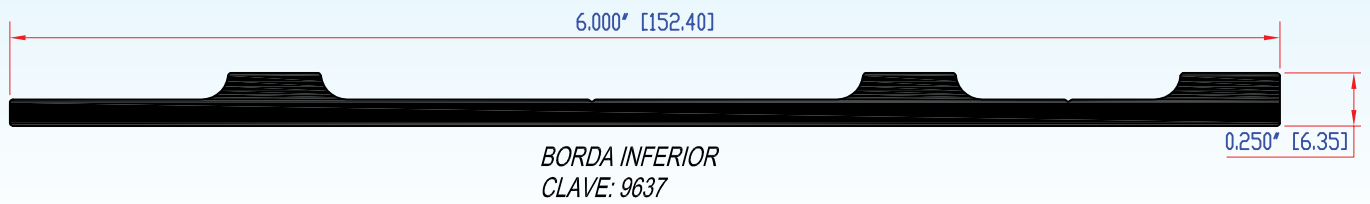
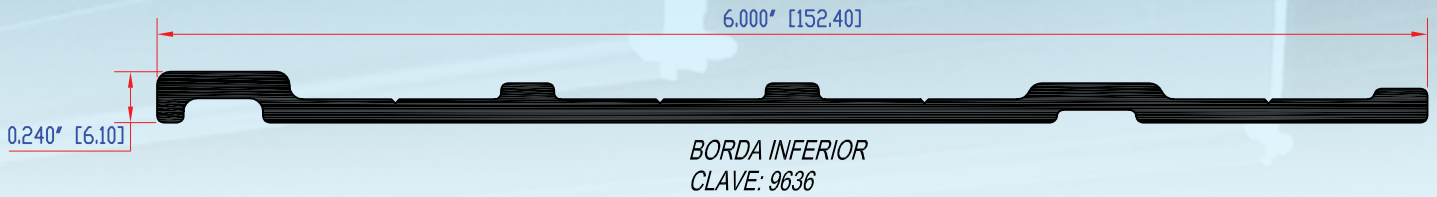
*JALADERA INTERMEDIA*  
CLAVE: 9696

ESC: 1 : 1

# TABLETAS Y TOPES PARA CORTINAS

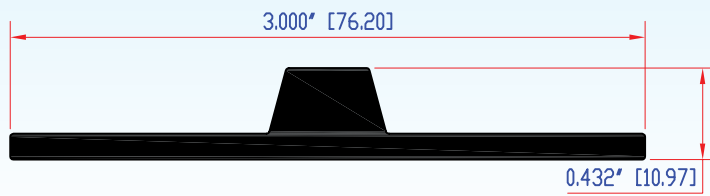


# BORDAS






# BORDAS




*BORDA INTERIOR  
CLAVE: 9640*



*BORDA INTERIOR  
CLAVE: 9641*


# BORDAS




*BORDA INFERIOR*  
CLAVE: 9646



*BORDA INFERIOR*  
CLAVE: 9647

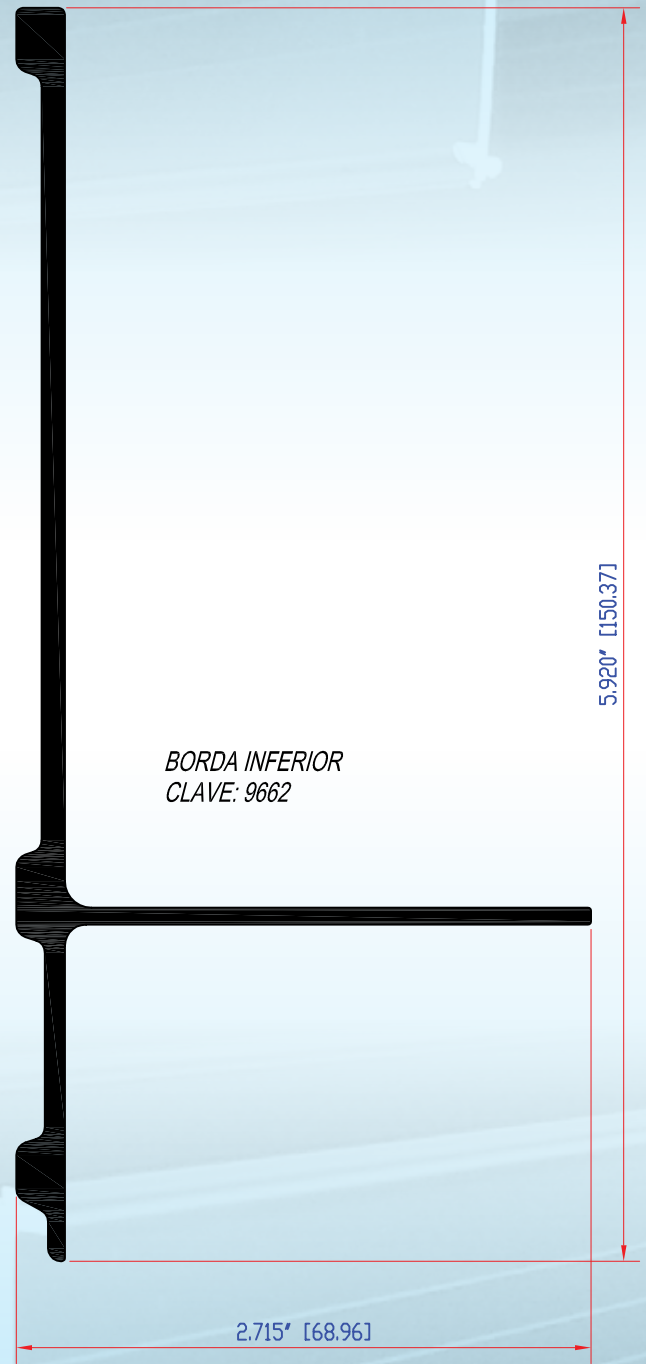
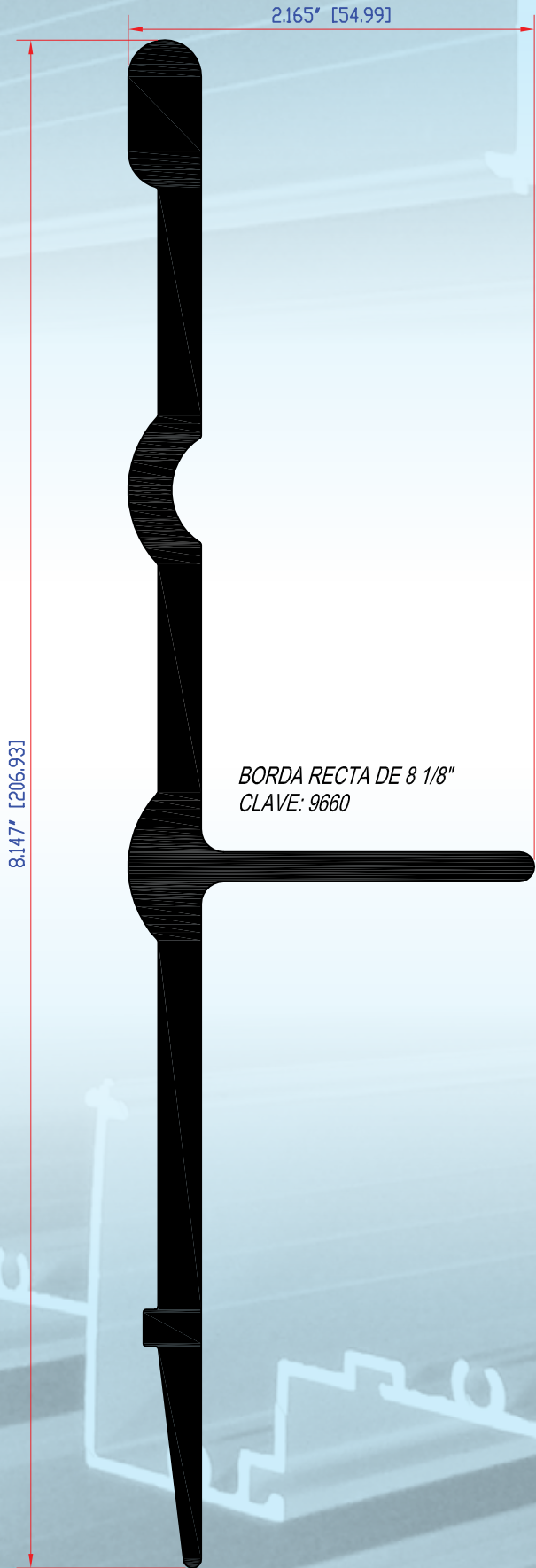


*BORDA INFERIOR*  
CLAVE: 9648




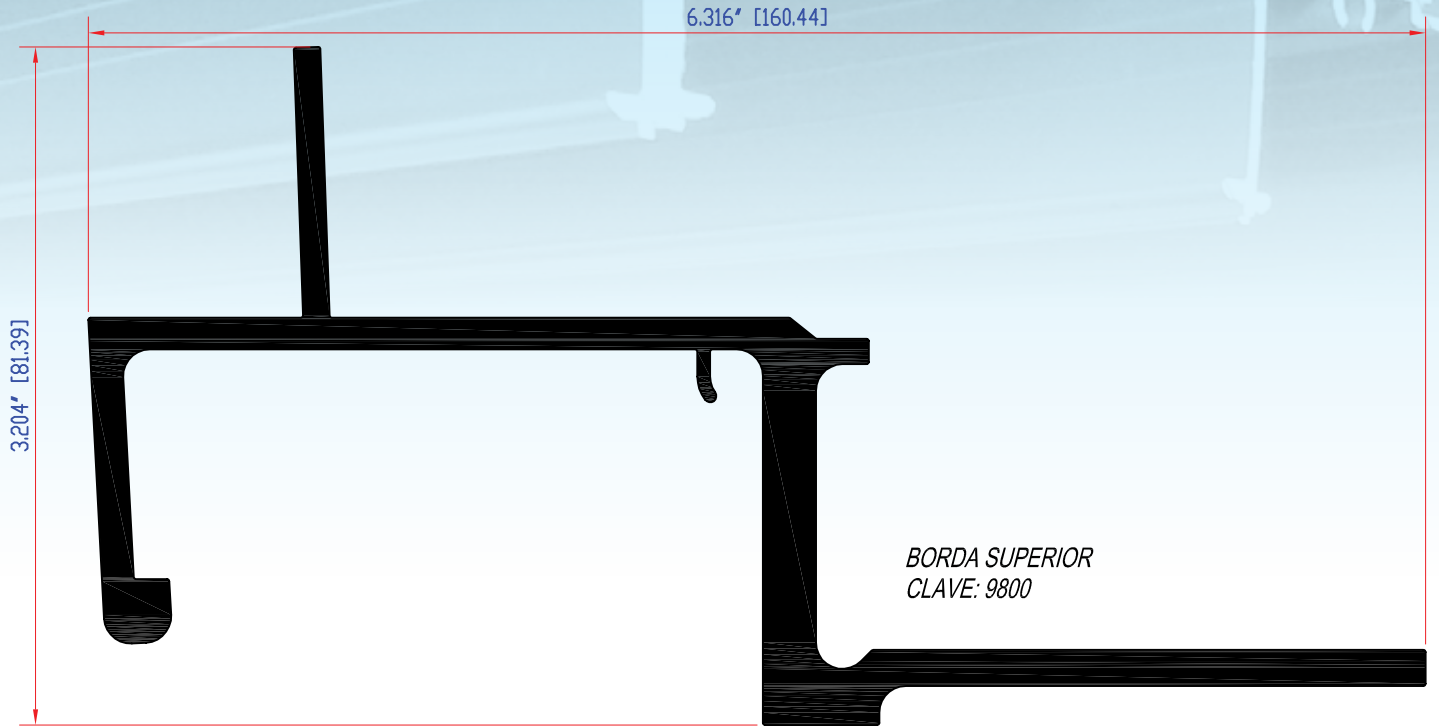
*BORDA SUPERIOR*  
CLAVE: 9649

# BORDAS

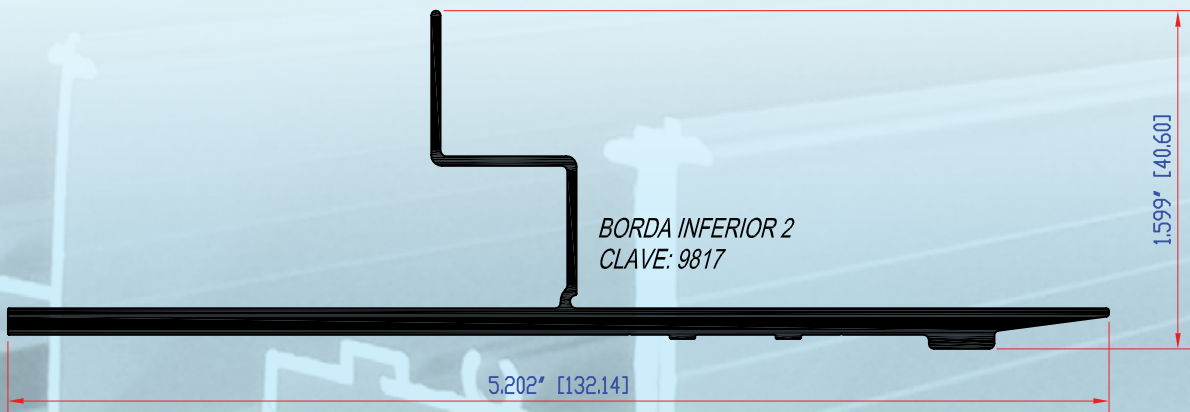

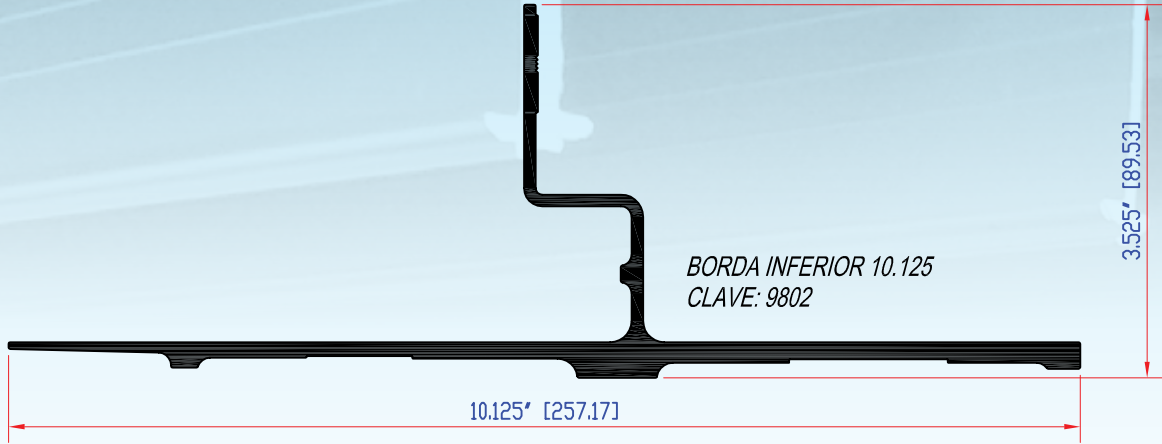




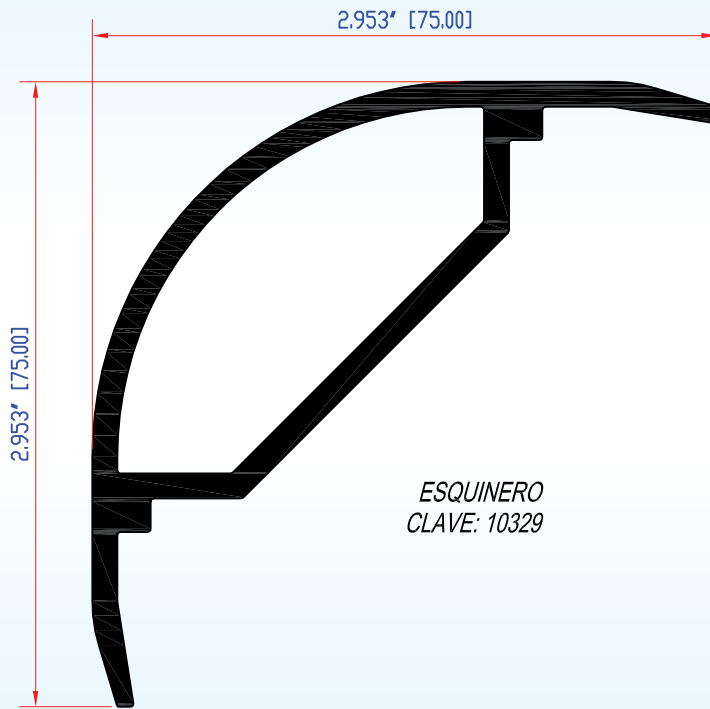
# BORDAS



# BORDAS



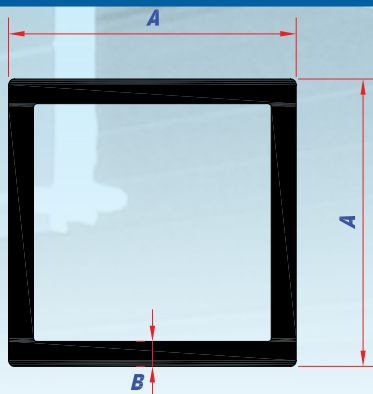
# ESQUINEROS



ESCALA 1:1

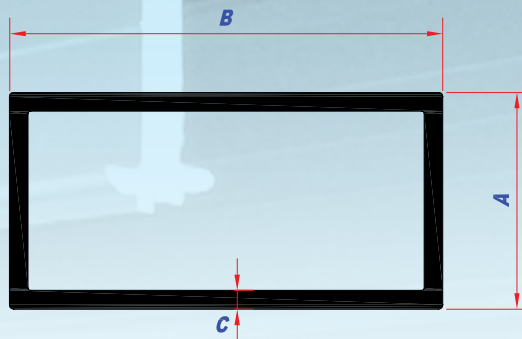


## TUBOS CUADRADOS



CLAVE	PULGADAS		MILIMETROS		PESO	PERIMETRO
	A	B	A	B	Kg/m	cm
7390	0.500	0.050	12.70	1.27	0.158	5.000
7395	0.631	0.074	16.03	1.88	0.286	6.140
7400	0.750	0.050	19.05	1.27	0.245	7.600
7401	0.750	0.063	19.05	1.60	0.312	7.550
17400	0.750	0.043	19.05	1.09	0.212	7.550
7499	1.000	0.050	25.40	1.27	0.335	10.130
7500	1.000	0.045	25.40	1.14	0.303	10.100
7502	1.000	0.063	25.40	1.60	0.413	10.130
7505	1.250	0.063	31.75	1.60	0.524	12.630
7506	1.250	0.125	31.75	3.18	0.990	12.700
7507	1.250	0.049	31.75	1.24	0.412	12.700
7511	1.500	0.050	38.10	1.27	0.507	15.200
7512	1.500	0.040	38.10	1.02	0.399	14.700
17500	1.500	0.043	38.10	1.09	0.290	10.100
17511	1.500	0.042	38.10	1.07	0.433	15.170
7515	1.750	0.053	44.45	1.35	0.595	17.700
7516	1.750	0.045	44.45	1.14	0.544	17.710
7520	2.000	0.063	50.80	1.60	0.855	20.300
7521	2.000	0.053	50.80	1.35	0.735	20.300
7523	2.000	0.125	50.80	3.18	1.651	20.250
7525	2.500	0.082	63.50	2.08	1.404	25.400
7530	3.000	0.082	76.20	2.08	1.694	30.400
7531	3.000	0.062	76.20	1.57	1.283	30.410
7534	4.000	0.094	101.60	2.39	2.580	40.500
7535	4.000	0.125	101.60	3.18	3.410	40.640

# TUBOS RECTANGULARES




CLAVE	PULGADAS			MILIMETROS			PESO Kg/m	PERIM. cm
	A	B	C	A	B	C		
7990	0.374	0.750	0.063	9.50	19.05	1.60	0.222	5.90
8000	0.500	1.000	0.050	12.70	25.40	1.27	0.248	7.55
8001	0.750	1.000	0.040	19.05	25.40	1.02	0.226	8.48
8006	0.750	1.500	0.044	19.05	38.10	1.12	0.340	11.36
8015	1.000	1.500	0.062	25.40	38.10	1.57	0.516	12.70
18006	0.750	1.500	0.040	19.05	38.10	1.02	0.306	11.36
8020	0.750	1.750	0.061	19.05	44.45	1.55	0.516	12.70
8036	1.000	2.000	0.050	25.40	50.80	1.27	0.507	15.10
8041	1.000	2.000	0.063	25.40	50.80	1.60	0.592	14.15
18036	1.000	2.000	0.045	25.40	50.80	1.14	0.460	15.10
8045	1.250	2.500	0.062	31.75	63.50	1.57	0.791	19.00
8046	1.250	2.500	0.054	31.75	63.50	1.37	0.698	19.00
8050	1.250	2.500	0.079	31.75	63.50	2.01	1.007	19.00
8051	1.250	2.500	0.060	31.75	63.50	1.52	0.727	17.96
8052	1.250	2.500	0.063	31.75	63.50	1.60	0.757	17.96
8055	1.000	3.000	0.078	25.40	76.20	1.98	1.060	20.25
8065	1.500	3.000	0.078	38.10	76.20	1.98	1.195	22.80
8066	1.500	3.000	0.059	38.10	76.20	1.50	0.920	22.80
8071	1.750	3.000	0.058	44.45	76.20	1.47	0.941	24.06
18055	1.000	3.000	0.062	25.40	76.20	1.57	0.846	20.25
18071	1.750	3.000	0.050	44.45	76.20	1.27	0.819	24.06
8075	1.000	4.000	0.079	25.40	101.60	2.01	1.353	25.40
8077	1.500	4.000	0.078	38.10	101.60	1.98	1.468	27.87
8080	1.750	4.000	0.078	44.45	101.60	1.98	1.526	29.20
18080	1.750	4.000	0.070	44.45	101.60	1.78	1.373	29.14
8085	3.688	5.813	0.125	93.68	147.65	3.18	4.068	47.99



# SOLERAS

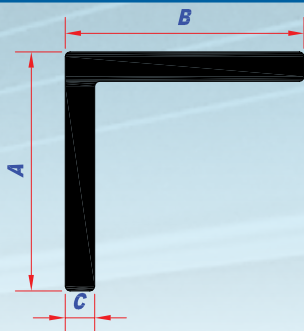


CLAVE	PULGADAS		MILIMETROS		PESO Kg/m	PERIMETRO cm
	A	B	A	B		
8510	0.375	0.125	9.53	3.18	0.082	7.16
8511	0.375	0.250	9.53	6.35	0.165	3.18
8577	0.440	0.130	11.18	3.30	0.101	2.87
8519	0.500	0.063	12.70	1.60	0.055	2.79
8520	0.500	0.125	12.70	3.18	0.109	3.10
8522	0.500	0.250	12.70	6.35	0.219	3.80
8509	0.750	0.125	19.05	3.18	0.165	4.38
8523	0.750	0.188	19.05	4.78	0.248	4.70
8524	0.750	0.063	19.05	1.60	0.083	4.13
8521	0.750	0.125	19.05	3.18	0.165	4.40
8508	1.000	0.250	25.40	6.35	0.440	6.28
8525	1.000	0.063	25.40	1.60	0.109	5.30
8527	1.000	0.125	25.40	3.18	0.219	5.70
8529	1.000	0.187	25.40	4.75	0.327	6.00
8568	1.000	0.250	25.40	6.35	0.440	6.26
8549	1.250	0.188	31.75	4.78	0.412	7.31
8530	1.500	0.250	38.10	6.35	0.656	8.80
8531	1.500	0.500	38.10	12.70	1.313	10.10
8533	1.500	0.125	38.10	3.18	0.330	8.19
8564	1.500	0.188	38.10	4.78	0.495	8.49
8570	1.500	0.368	38.10	9.35	0.970	9.50
8567	1.500	0.750	38.10	19.05	1.981	11.36
8517	1.750	0.197	44.45	5.00	0.593	9.46
8535	2.000	0.125	50.80	3.18	0.438	10.70
8536	2.000	0.075	50.80	1.91	0.277	10.48
8537	2.000	0.187	50.80	4.75	0.655	11.10
8565	2.000	1.000	50.80	25.40	3.520	15.07
8534	2.000	0.080	50.80	2.03	0.281	10.50
8562	2.000	0.750	50.80	19.05	2.642	13.90
8575	2.000	0.250	50.80	6.35	0.880	11.30
8539	2.500	0.118	63.50	3.00	0.514	13.04
8538	2.637	0.073	66.98	1.85	0.337	13.61
8540	2.875	0.075	73.03	1.91	0.400	14.90
8572	2.875	0.085	73.03	2.16	0.430	14.97
8543	3.000	0.250	76.20	6.35	1.321	16.44
8526	3.000	0.125	76.20	3.18	0.660	15.81
8545	3.875	0.124	98.43	3.15	0.847	20.30
8546	3.875	0.079	98.43	2.01	0.542	20.30
8541	3.937	0.394	100.00	10.01	2.730	21.93
8528	4.000	0.375	101.60	9.53	2.642	22.16
8547	4.000	0.260	101.60	6.60	1.830	21.57
8560	4.000	0.118	101.60	3.00	0.826	20.66
8499	4.250	0.420	107.95	10.67	3.144	23.66
8563	5.000	0.500	127.00	12.70	4.403	27.87
8555	5.000	0.250	127.00	6.35	2.201	26.60
8542	5.906	0.394	150.01	10.01	4.096	31.93
8544	5.906	0.591	150.01	15.01	6.144	32.94
8551	5.906	0.787	150.01	19.99	8.189	33.93
8550	6.000	0.250	152.40	6.35	2.642	31.68
8561	6.000	0.118	152.40	3.00	1.242	30.82
8574	6.000	1.500	152.40	38.10	15.851	38.03
8553	7.874	0.787	200.00	19.99	10.918	43.93
8554	7.874	0.984	200.00	24.99	13.648	44.93
8556	7.874	0.394	200.00	10.01	5.460	41.93
8573	8.000	0.065	203.20	1.65	0.916	40.90
8559	8.551	0.236	217.20	5.99	3.512	44.17
8569	9.000	0.750	228.60	19.05	11.890	49.44
8566	12.000	0.250	304.80	6.35	5.284	62.16
8576	12.500	1.000	317.50	25.40	22.016	68.58



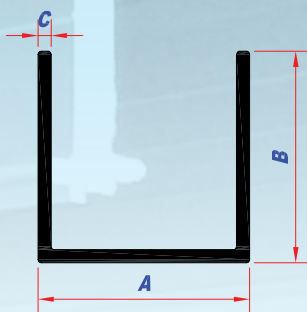


# ÁNGULOS



CLAVE	PULGADAS			MILIMETROS			PESO Kg/m	PERIM. cm
	A	B	C	A	B	C		
8616	0.250	0.500	0.052	6.35	12.70	1.32	0.065	3.81
8607	0.490	0.490	0.060	12.45	12.45	1.52	0.096	4.76
8609	0.500	0.500	0.050	12.70	12.70	1.27	0.084	5.04
8615	0.500	0.500	0.063	12.70	12.70	1.60	0.102	5.08
8608	0.750	0.750	0.050	19.05	19.05	1.27	0.128	7.58
8613	0.750	0.375	0.050	19.05	9.53	1.27	0.094	5.62
8619	0.750	0.750	0.040	19.05	19.05	1.02	0.103	7.62
8620	0.750	0.750	0.063	19.05	19.05	1.60	0.156	7.62
8621	0.750	0.500	0.063	19.05	12.70	1.60	0.130	6.25
8623	0.750	0.500	0.050	19.05	12.70	1.27	0.105	6.25
8624	0.750	0.250	0.050	19.05	6.35	1.27	0.083	4.98
8625	0.750	0.750	0.125	19.05	19.05	3.18	0.303	7.55
8629	1.000	1.000	0.040	25.40	25.40	1.02	0.137	10.16
8630	1.000	1.000	0.045	25.40	25.40	1.14	0.155	10.16
8631	1.000	0.500	0.125	25.40	12.70	3.18	0.302	7.52
8632	1.000	1.000	0.063	25.40	25.40	1.60	0.210	10.16
8634	1.000	1.000	0.050	25.40	25.40	1.27	0.172	10.09
8640	1.000	1.000	0.125	25.40	25.40	3.18	0.410	10.10
8641	1.000	0.250	0.050	25.40	6.35	1.27	0.106	6.30
8643	1.000	1.000	0.188	25.40	25.40	4.78	0.598	10.06
8672	1.000	1.000	0.125	25.40	25.40	3.18	0.410	9.79
8642	1.250	1.250	0.063	31.75	31.75	1.60	0.268	12.60
8644	1.250	1.250	0.125	31.75	31.75	3.18	0.522	12.62
8635	1.500	0.750	0.125	38.10	19.05	3.18	0.467	11.33
8645	1.500	1.500	0.188	38.10	38.10	4.78	0.926	15.20
8646	1.500	1.500	0.125	38.10	38.10	3.18	0.633	15.14
8647	1.500	1.500	0.250	38.10	38.10	6.35	1.226	15.20
8648	1.500	1.500	0.063	38.10	38.10	1.60	0.312	15.20
8670	1.500	1.000	0.058	38.10	25.40	1.47	0.249	12.60
8680	1.500	1.000	0.125	38.10	25.40	3.18	0.520	12.78
8667	1.500	1.500	0.188	38.10	38.10	4.78	0.930	14.66
8671	1.500	1.500	0.250	38.10	38.10	6.35	1.209	14.68
8649	2.000	2.000	0.063	50.80	50.80	1.60	0.433	20.25
8650	2.000	2.000	0.188	50.80	50.80	4.78	1.259	20.22
8651	2.000	2.000	0.125	50.80	50.80	3.18	0.853	20.22
8652	2.000	2.000	0.250	50.80	50.80	6.35	1.648	20.10
8673	2.000	2.000	0.188	50.80	50.80	4.78	1.268	19.71
8636	2.040	0.723	0.078	51.82	18.36	1.98	0.363	13.77
8653	2.500	2.500	0.125	63.50	63.50	3.18	1.073	25.33
8657	3.000	2.000	0.375	76.20	50.80	9.53	3.051	24.67
8658	3.000	2.000	0.250	76.20	50.80	6.35	2.091	25.30
8660	3.000	3.000	0.250	76.20	76.20	6.35	2.532	30.38
8662	3.000	3.000	0.187	76.20	76.20	4.75	1.915	30.48
8668	3.000	3.000	0.250	76.20	76.20	6.35	2.522	29.55
8674	3.000	2.000	0.250	76.20	50.80	6.35	2.081	24.47
8663	3.375	1.375	0.375	85.73	34.93	9.53	2.884	23.72
8659	3.500	1.250	0.125	88.90	31.75	3.18	1.018	24.03
8661	4.000	3.000	0.250	101.60	76.20	6.35	2.972	35.50
8665	4.000	4.000	0.250	101.60	101.60	6.35	3.412	40.54
8691	4.000	1.375	0.375	101.60	34.93	9.53	3.295	26.96
8689	6.000	3.500	0.250	152.40	88.90	6.35	4.096	46.86
8690	6.000	3.500	0.313	152.40	88.90	7.94	4.908	47.10

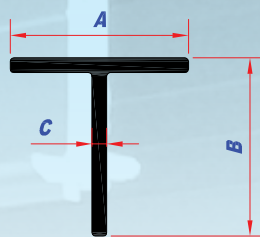
# CANALES



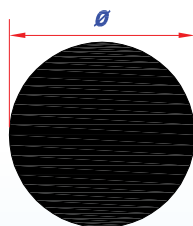
CLAVE	PULGADAS			MILIMETROS			PESO Kg/m	PERIM. cm
	A	B	C	A	B	C		
8718	0.334	0.544	0.045	8.48	13.82	1.14	0.106	6.91
8700	0.375	0.375	0.040	9.53	9.53	1.02	0.073	5.50
8707	0.375	0.250	0.063	9.53	6.35	1.60	0.096	4.67
8708	0.500	0.500	0.063	12.70	12.70	1.60	0.151	7.24
8710	0.500	0.500	0.035	12.70	12.70	0.89	0.088	7.44
8709	0.625	0.500	0.063	15.88	12.70	1.60	0.165	7.85
8719	0.875	0.563	0.063	22.23	14.30	1.60	0.206	9.76
8716	1.000	1.000	0.062	25.40	25.40	1.57	0.314	14.79
8713	1.102	0.669	0.078	27.99	16.99	1.98	0.300	11.43
8717	1.102	0.669	0.079	27.99	16.99	2.01	0.303	11.43
8711	1.250	0.500	0.076	31.75	12.70	1.93	0.280	10.90
8725	1.500	0.750	0.062	38.10	19.05	1.57	0.314	14.79
8715	1.579	0.870	0.060	40.11	22.10	1.52	0.325	15.94
8712	1.590	0.870	0.079	40.39	22.10	2.01	0.425	15.93
8726	1.651	0.900	0.109	41.94	22.86	2.77	0.594	16.22
8714	1.700	1.000	0.063	43.18	25.40	1.60	0.396	18.27
8740	2.000	1.000	0.062	50.80	25.40	1.57	0.420	19.76
8751	2.000	0.563	0.087	50.80	14.30	2.21	0.594	14.95
8728	2.188	0.625	0.063	55.58	15.88	1.60	0.367	16.98
8702	2.250	0.688	0.250	57.15	17.48	6.35	1.338	16.85
8745	3.000	1.000	0.116	76.20	25.40	2.95	0.989	24.70
8742	3.000	2.830	0.200	76.20	71.88	5.08	2.734	42.55
8744	3.000	1.500	0.188	76.20	38.10	4.78	1.617	29.20
8747	3.000	1.250	0.187	76.20	31.75	4.75	1.703	26.66
8738	3.937	1.969	0.197	100.00	50.01	5.00	2.594	38.73
8743	4.000	2.000	0.230	101.60	50.80	5.84	2.602	39.23
8727	5.000	1.375	0.375	127.00	34.93	9.53	4.617	36.92
8748	5.020	1.772	0.394	127.51	45.01	10.01	5.304	40.18
8739	7.087	3.150	0.315	180.01	80.01	8.00	7.072	65.86



# TEES Y BARRAS REDONDAS



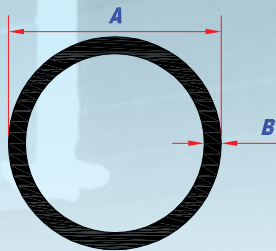
CLAVE	PULGADAS			MILIMETROS			PESO Kg/m	PERIM. cm
	A	B	C	A	B	C		
8750	0.750	0.750	0.062	19.05	19.05	1.57	0.156	7.60
8760	1.000	1.000	0.040	25.40	25.40	1.02	0.137	10.07
8762	1.000	1.000	0.044	25.40	25.40	1.12	0.153	10.16
8765	1.000	1.000	0.062	25.40	25.40	1.57	0.210	10.16
8771	1.000	1.000	0.062	25.40	25.40	1.57	0.300	-
8775	1.000	1.000	0.125	25.40	25.40	3.18	0.405	10.10
8770	1.500	1.500	0.125	38.10	38.10	3.18	0.628	15.20



CLAVE	PULGADAS	MILIMETROS	PESO Kg/m	PERIMETRO cm
	Ø	Ø		
8799	0.188	4.76	0.054	1.40
8800	0.250	6.35	0.086	1.99
8805	0.313	7.94	0.136	2.49
8810	0.375	9.52	0.194	2.99
8811	0.625	15.88	0.540	4.99
8815	0.900	22.86	1.120	7.18
8825	0.500	12.70	0.346	3.99
8830	0.750	19.05	0.778	5.98
8832	1.000	25.40	1.384	7.98
8834	1.031	26.19	1.471	8.23
8838	1.500	38.10	3.112	11.97
8840	1.325	33.65	2.429	10.57
8842	1.350	34.29	2.521	10.77
8844	1.250	31.75	2.145	9.97
8848	2.500	63.50	8.645	19.95
8849	2.875	73.03	11.434	22.94

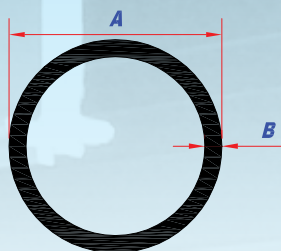


# TUBOS REDONDOS



CLAVE	PULGADAS		MILIMETROS		PESO Kg/m	PERIMETRO cm
	A	B	A	B		
9395	0.875	0.049	22.23	1.24	0.224	6.98
9396	0.875	0.083	22.23	2.11	0.363	6.98
9397	0.375	0.042	9.52	1.07	0.077	3.00
9398	0.500	0.049	12.70	1.26	0.124	3.99
9399	0.750	0.049	19.05	1.24	0.190	5.98
9402	1.000	0.050	25.40	1.27	0.261	7.98
9403	1.250	0.050	31.75	1.27	0.332	9.97
9404	1.000	0.065	25.40	1.65	0.334	7.98
9405	0.625	0.049	15.88	1.24	0.160	4.99
9406	1.000	0.080	25.40	2.03	0.407	7.98
9407	1.250	0.120	31.75	3.05	0.750	9.97
9409	1.000	0.125	25.40	3.18	0.605	7.98
9410	1.400	0.061	35.56	1.56	0.454	11.17
9414	0.875	0.058	22.23	1.47	0.262	6.98
9415	1.500	0.050	38.10	1.27	0.401	11.97
9419	1.590	0.100	40.39	2.54	0.825	12.69
9420	1.023	0.045	25.98	1.14	0.244	8.16
9421	1.979	0.202	50.27	5.13	1.986	15.79
9423	0.750	0.065	19.05	1.65	0.246	5.98
9424	1.539	0.098	39.08	2.49	0.781	12.28
9425	2.150	0.328	54.61	8.32	3.303	17.16
9429	1.050	0.070	26.67	1.78	0.380	8.379
9490	2.000	0.187	50.80	4.75	1.880	15.96
9501	2.000	0.073	50.80	1.86	0.780	15.96
9502	2.000	0.050	50.80	1.27	0.536	15.96
9503	3.000	0.050	76.20	1.27	0.811	23.94
9504	4.000	0.050	101.6	1.27	1.085	31.92
9505	5.000	0.052	127.0	1.32	1.419	39.90
9507	4.500	0.080	114.3	2.03	1.950	35.91
9509	2.000	0.125	50.80	3.18	1.297	15.96
9519	2.500	0.125	63.50	3.18	1.643	19.94
9525	2.375	0.154	60.33	3.91	1.882	18.95
9539	2.000	0.220	50.80	5.60	2.175	15.96
9540	1.496	0.157	38.00	4.00	1.166	11.94
9435	0.500	0.063	12.70	1.59	0.151	3.990

# TUBOS REDONDOS



TUBOS  
CEDULA 40

CLAVE	PULGADAS		MILIMETROS		PESO Kg/m	PERIMETRO cm	
		A	B	A			B
9520	1/2	0.840	0.104	21.34	2.64	0.423	6.703
9521	3/4	1.050	0.107	26.67	2.72	0.560	8.379
9522	1	1.315	0.124	33.40	3.14	0.815	10.50
9523	1 1/4	1.660	0.126	42.16	3.20	1.069	13.25
9524	1 1/2	1.900	0.136	48.26	3.44	1.323	15.16
9525	2	2.375	0.143	60.33	3.62	1.761	18.95
9526	2 1/2	2.875	0.188	73.03	4.77	2.791	22.94
9527	3	3.500	0.196	88.90	4.98	3.586	27.93
9543	3 1/2	4.000	0.207	101.6	5.27	4.354	31.92
9528	4	4.500	0.215	114.3	5.46	5.101	35.91
9544	5	5.563	0.230	141.3	5.85	6.796	44.39
9545	6	6.625	0.257	168.3	6.52	9.041	52.87

TUBOS  
COPLES

CLAVE	PULGADAS		MILIMETROS		PESO Kg/m	PERIMETRO cm	
		A	B	A			B
9530	1/2	1.078	0.177	27.38	4.50	0.890	8.60
9531	3/4	1.328	0.195	33.73	4.97	1.224	10.60
9532	1	1.562	0.196	39.67	4.98	1.481	12.46
9533	1 1/4	1.953	0.216	49.61	5.49	2.057	15.58
9534	1 1/2	2.218	0.229	56.34	5.82	2.521	17.70
9535	2	2.750	0.258	69.85	6.55	3.561	21.94
9536	2 1/2	3.281	0.303	83.34	7.70	4.993	26.18
9537	3	3.935	0.318	99.95	8.08	6.364	31.40
9538	4	5.000	0.350	127.0	8.89	9.005	39.90



# FACTORES DE CONVERSIÓN

## MULTIPLIQUESE

Acres	0.404687
Acres	4.04687x10-3
Areas	1076.39
Barril de cemento (americano)	376
Barril de cemento (americano)	170.5506
Barril de petróleo	42
Barril de petróleo	159
Caballos de fuerza (métr.)	0.98632
Caballos de fuerza E.U.	1.01387
Centígrados	1.8+32°
Centímetros	3.28083x10-2
Centímetros	0.3937
Centímetros cuadrados	0.155
Centímetros cuartos	0.024
Centímetros cúbicos	3.53145x10-5
Centímetros cúbicos	6.102x10-2
Galones E.U.	0.832702
Galones E.U.	3.78543
Galones imperiales ingleses	0.160538
Galones imperiales ingleses	1.20091
Galones imperiales ingleses	4.54596
Grados angulares	0.0174533
Grados Fahrenheit	0.5556x(°F-32°)
Gramos (métr.)	2.20462x10-3
Hectáreas	2.47104
Hectáreas	1.076387x105
Hectáreas	3.86101x10-3
Kilogramos	2.20462
Kilogramos	9.84206x10-4
Kilogramos	1.10231x10-3
Kilogramos - centímetros	0.86796
Kilogramos - metros	7.233
Kilogramos por cm <sup>2</sup>	14.2234
Kilogramos por m <sup>2</sup>	0.204817
Kilogramos por m <sup>2</sup>	9.14362x10-5
Kilogramos por m <sup>3</sup>	6.24283x10-2
Kilogramos por metro	0.671972
Kilogramos por metro	2.015913
Kilogramos por mm <sup>2</sup>	1422.34
Kilogramos por mm <sup>2</sup>	0.634973
Kilolibras por pulg. Cuad. Ksi	1000
Kilómetros	0.62137
Kilómetros	0.53959
Kilómetros cuadrados	247.104
Kilómetros cuadrados	0.3861
Libras - pie	0.13826
Libras - pulgada	1.152127
Libras avoirdupois	453.592
Libras avoirdupois	0.453592
Libras avoirdupois	4.464x10-4
Libras avoirdupois	4.53592x10-4
Libras por pie	1.48816
Libras por pie cuadrado	4.88241
Libras por pie cúbico	16.0184
Libras por pulg. Cuad. Psi	6896.552
Libras por pulgada cuadrada	7.031x10-2
Libras por pulgada cuadrada	7.031x10-4
Libras por yarda	0.49605
Litros	0.219975
Litros	0.26417
Litros	3.53415x10-2
Metros	3.28083
Metros	39.37
Metros	1.09361

## POR

## PARA OBTENER

Hectáreas	
Kilómetros cuadrados	
Pies cuadrados	
Libras	
Kgs.	
Galones E.U.	
Litros	
Caballos de fuerza H.P.	
Caballos de fuerza (métr.)	
Grados Fahrenheit	
Pies	
Pulgadas	
Pulgadas cuadradas	
Pulgadas cuartas	
Pies cúbicos	
Pulgadas cúbicas	
Galones imperiales ingleses	
Litros	
Pies cúbicos	
Galones E.U.	
Litros	
Radianes	
Centígrados C	
Libras Avoirdupois	
Acres	
Pies cuadrados	
Millas cuadradas	
Libras	
Toneladas brutas o largas	
Toneladas netas o cortas	
Libras - yardas	
Libras - pies	
Libras por pulgada cuadrada	
Libras por pie cuadrado	
Toneladas largas por pie cuad.	
Libras por pie cúbico	
Libras por pie	
Libras por yarda	
Libras por pulgada cuadrada	
Toneladas largas por pulg. cuad.	
Libras por pulg. cuad. Psi	
Millas terrestres	
Millas náuticas	
Acres	
Millas cuadradas	
Kilogramos - metros	
Kilogramos - centímetros	
Gramos	
Kilogramos	
Toneladas brutas o largas	
Toneladas métricas	
Kilogramos por metro	
Kilogramos por metro cuad.	
Kilogramos por metro cúbico	
Pascal	
Kilogramos por centímetro cuad.	
Kilogramos por milímetro cuad.	
Kilogramos por metro	
Galones imperiales ingleses	
Galones E.U.	
Pies cúbicos	
Pies	
Pulgadas	
Yardas	

## MULTIPLIQUESE

Metros	1.19048
Metros cuadrados	10.7639
Metros cuadrados	1.19599
Metros cúbicos	35.3145
Metros cúbicos	1.30794
Milímetros	3.28083x10-3
Milímetros	3.937x10-2
Milímetros cuadrados	1.550x10-3
Millas cuadradas	259
Millas cuadradas	2.59
Millas náuticas	6080.204
Millas náuticas	1.85325
Millas náuticas	1.1516
Millas terrestres	1.60935
Millas terrestres	0.8684
NEWTON POR mm <sup>2</sup>	10.2
PASCAL	1
PASCAL	0.102
PASCAL	0.000145
Pies	30.4801
Pies	0.304801
Pies	304.801
Pies	1.64468x10-4
Pies cuadrados	9.29034x10-4
Pies cuadrados	9.29034x10-6
Pies cuadrados	0.0929034
Pies cúbicos	2.8317x104
Pies cúbicos	2.8317x10-2
Pies cúbicos	6.22905
Pies cúbicos	28.317
Pies cúbicos	2.38095x10-2
Pies cúbicos	0.025
Pulgadas	2.54001
Pulgadas	2.54001x10-2
Pulgadas	25.4001
Pulgadas cuadradas	6.45163
Pulgadas cuadradas	645.163
Pulgadas cuartas	41.623143
Pulgadas cúbicas	16.38716
Radianes	57.29578
Saco de cemento americano	42.6376
Saco de cemento americano	94
Saco de cemento mexicano	50
Toneladas British Shipping	42
Toneladas British Shipping	0.952381
Toneladas brutas o largas	1016.05
Toneladas brutas o largas	2240
Toneladas brutas o largas	1.01605
Toneladas brutas o largas	1.12
Toneladas largas por pie cuadr.	1.09366x104
Toneladas largas por pulg. cuadr.	1.57494
Toneladas métricas	2204.62
Toneladas métricas	0.98421
Toneladas métricas	1.10231
Toneladas netas o cortas	907.185
Toneladas netas o cortas	0.89286
Toneladas netas o cortas	0.907185
Toneladas U.S. Shipping	1.05
Toneladas U.S. Shipping	40
Varas	0.84
Yardas	0.914402
Yardas cuadradas	0.83613
Yardas cúbicas	0.764559
Metros	1.09361

## POR

## PARA OBTENER

Varas	
Pies cuadrados	
Yardas cuadradas	
Pies cúbicos	
Yardas cúbicas	
Pies	
Pulgadas	
Pulgadas cuadradas	
Hectáreas	
Kilómetros cuadrados	
Pies	
Kilómetros	
Millas terrestres	
Kilómetros	
Millas Náuticas	
Kilogramo por cm <sup>2</sup>	
Newton por m <sup>2</sup>	
Kilogramo por m <sup>2</sup>	
Libras por pulg <sup>2</sup>	
Centímetros	
Metros	
Milímetros	
Millas náuticas	
Areas	
Hectáreas	
Metros cuadrados	
Centímetros cúbicos	
Metros cúbicos	
Galones imperiales ingleses	
Litros	
Toneladas British Shipping	
Toneladas U.S. Shipping	
Centímetros	
Metros	
Milímetros	
Centímetros cuadrados	
Milímetros cuadrados	
Centímetros cuartos	
Centímetros cúbicos	
Grados angulares	
Kilogramos	
Libras	
Kilogramos	
Pies cúbicos	
Toneladas U.S. Shipping	
Kilogramos	
Libras	
Toneladas métricas	
Toneladas cortas o netas	
Kilogramos por metro cuad.	
Kilogramos por mm cuad.	
Libras	
Toneladas brutas o largas	
Toneladas netas o cortas	
Kilogramos	
Toneladas brutas o largas	
Toneladas métricas	
Toneladas British Shipping	
Pies cúbicos	
Metros	
Metros	
Metros cuadrados	
Metros cúbicos	
Yardas	



