




EUROVENT[□]

SOLUCIONES
SÓLO
PERFILES



EUROVENT[®]

EUROVENT[®]
CUPRUM

C L A S S I C

Fijos

Fijo Serie 35	5
Fijo Serie 50	6
Fijo Serie 60	9
Fijo Serie 70	10
Fijo Serie 140	13

Corredizas

Ventana Corrediza Serie 50	16
Ventana Corrediza Serie 60	17
Ventana y Puerta Corrediza Serie 70	19
Puerta Corrediza Serie 100	23

Cortinas

Cortina Anticiclónica HV	26
--------------------------	----


Ventanas Batientes

Ventana Batiente y Proyección Serie 35 "Americana"	28
 Ventana Batiente 35 "Europea"	29
Ventana Batiente y Proyección Serie 50	30

Puertas

Puerta Comercial Serie 50	31
Puerta Residencial Serie 50	33

Muro Cortina

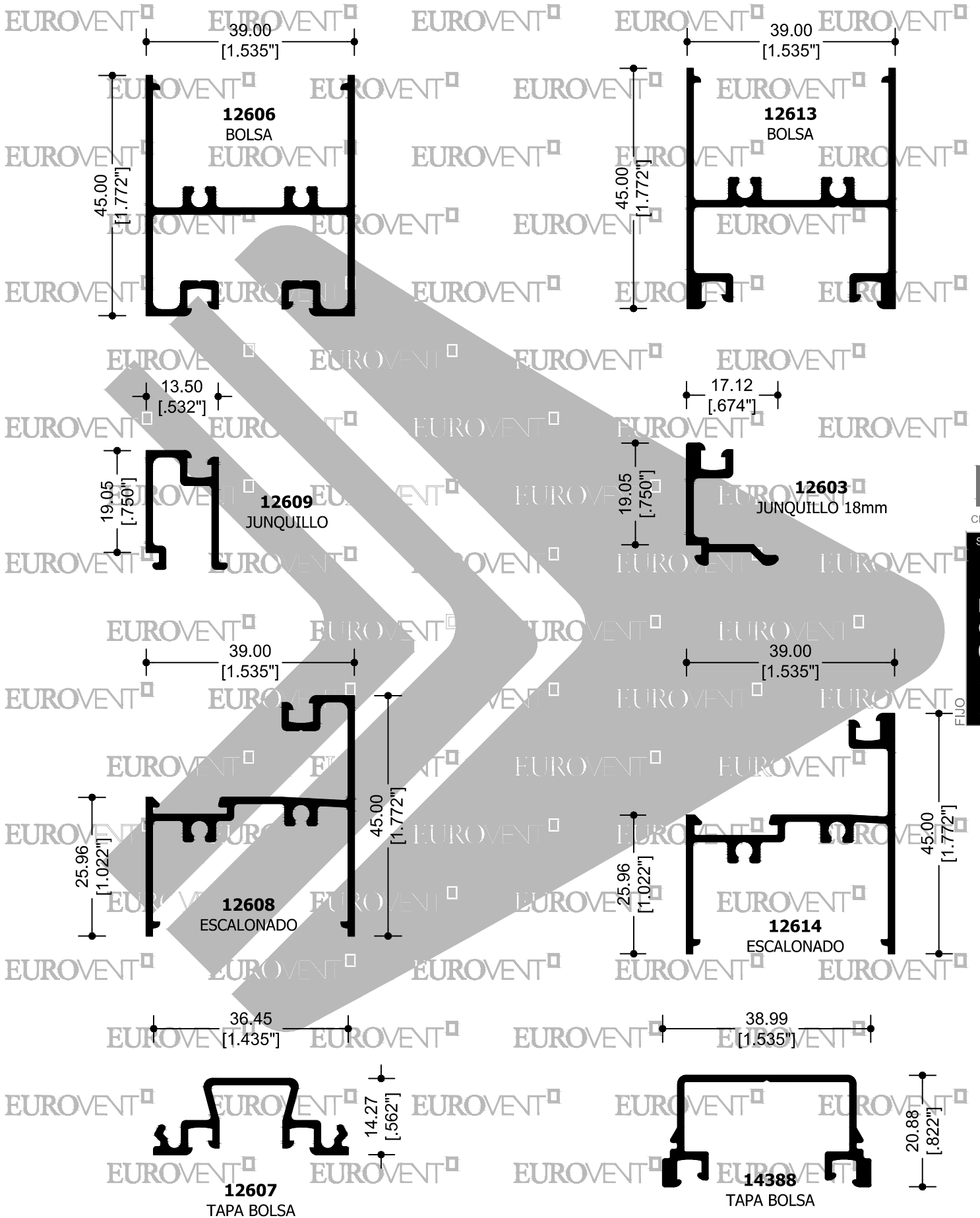
Muro Cortina Serie MC-450	36
 Muro Cortina Serie MC-500	41



P R E M I U M

 Fijos	
Fijo Serie 45	44
Fijo Serie 80	46
Fijo Serie 150	48
 Corredizas	
Ventana y puerta Corrediza Serie 80	50
Puerta Corrediza Serie 150	52
 Ventanas Batientes	
Ventana Serie 45	55
 Puertas	
Puerta Serie 45 Camara Europea	57
Puerta Serie 45	59
Indice general por claves	61





CLASSIC
SERIE

S35

FIJO



12504
BOLSA

45.00
[1.772"]

56.54
[2.226"]

22.28
[.877"]



CLASSIC

SERIE

S50



FILI

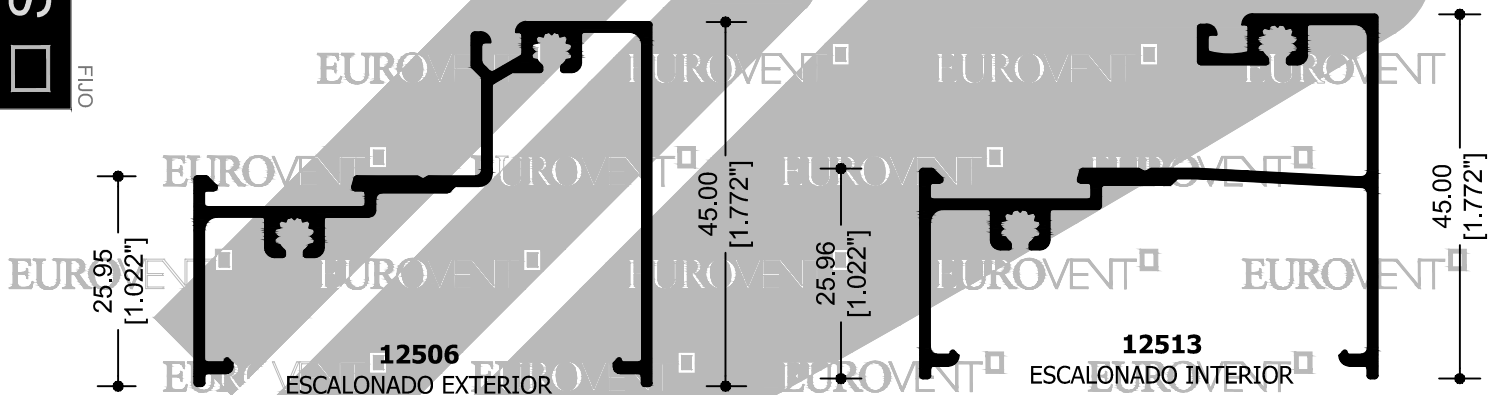


12507
JUNQUILLO

18.92
[.745"]

56.52
[2.225"]

56.54
[2.226"]



12506
ESCALONADO EXTERIOR

25.95
[1.022"]

45.00
[1.772"]

25.96
[1.022"]

12513
ESCALONADO INTERIOR

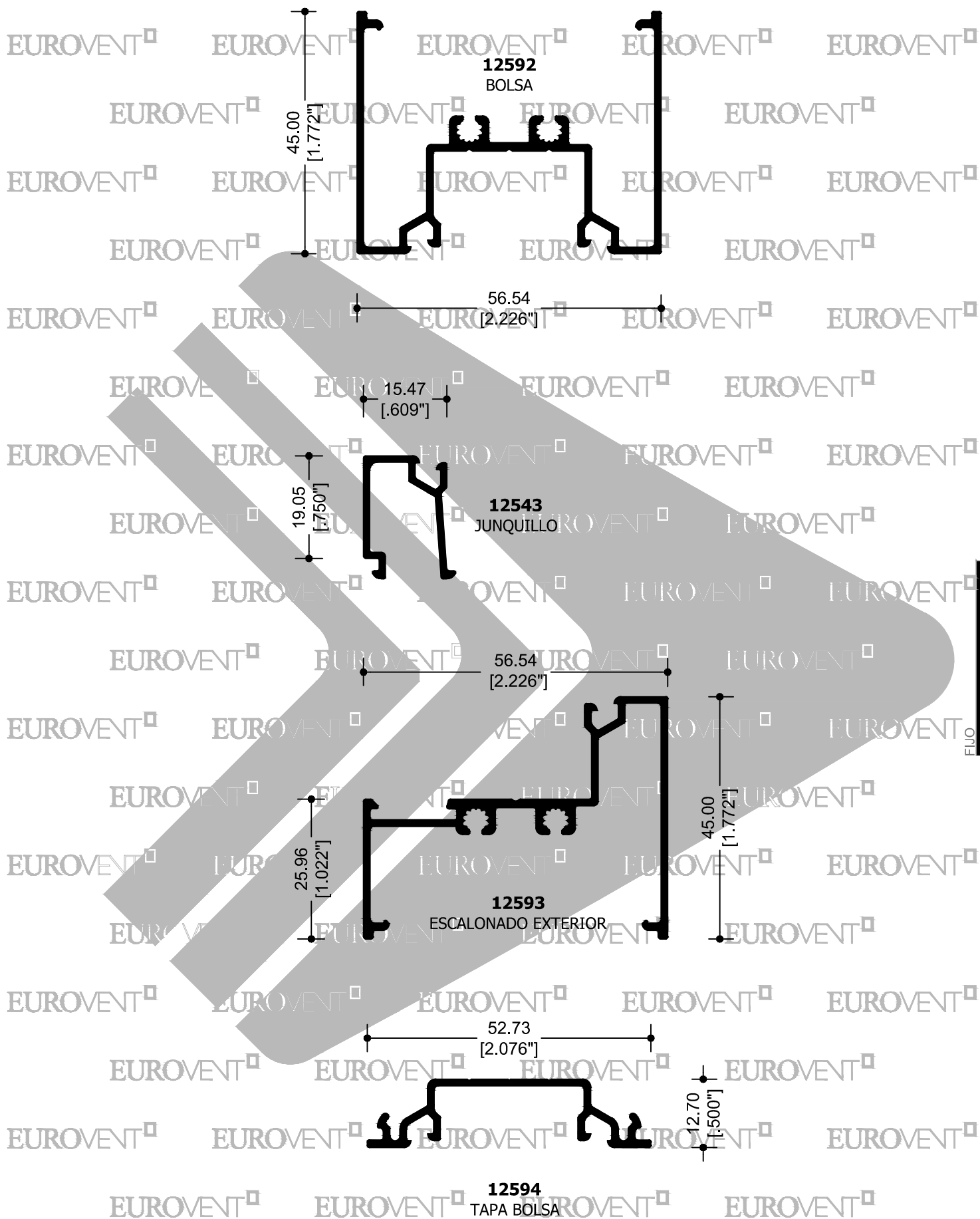
45.00
[1.772"]

52.73
[2.076"]



12505
TAPA BOLSA

20.27
[.798"]



CLASSIC
 SERIE

S50

FIJO

EUROVENT EUROVENT EUROVENT EUROVENT EUROVENT

EUROVENT EUROVENT EUROVENT EUROVENT

EUROVENT EUROVENT EUROVENT EUROVENT EUROVENT

EUROVENT EUROVENT EUROVENT EUROVENT

EUROVENT EUROVENT EUROVENT EUROVENT EUROVENT

EUROVENT EUROVENT EUROVENT EUROVENT

EUROVENT EUROVENT EUROVENT EUROVENT EUROVENT

EUROVENT EUROVENT EUROVENT EUROVENT

EUROVENT EUROVENT EUROVENT EUROVENT



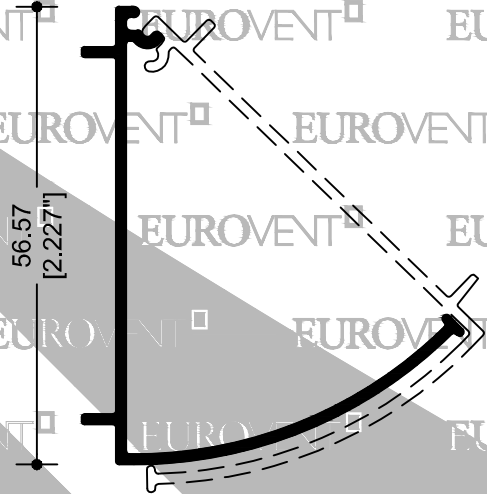
CLASSIC

SERIE

S50

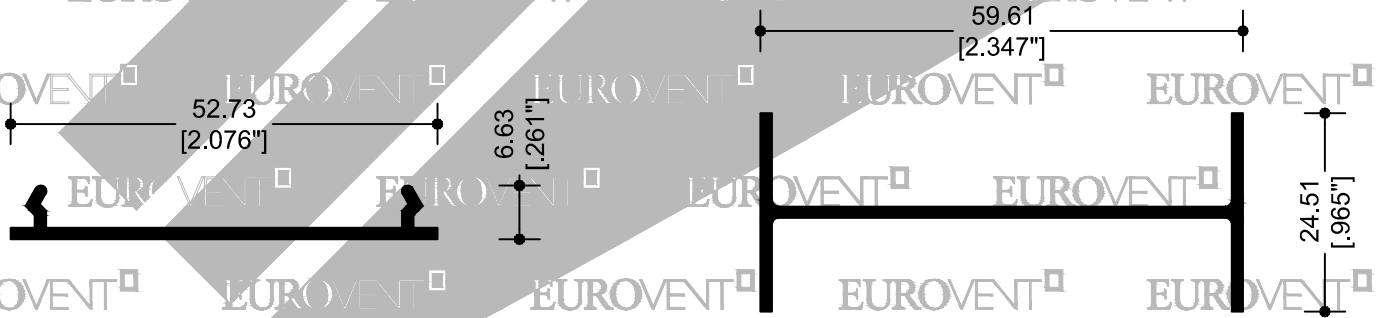


FLUJO



62150
ESQ. REGULABLE
AUTO-ENSAMBLE

47.21
[1.859"]



12563
TAPA LISA

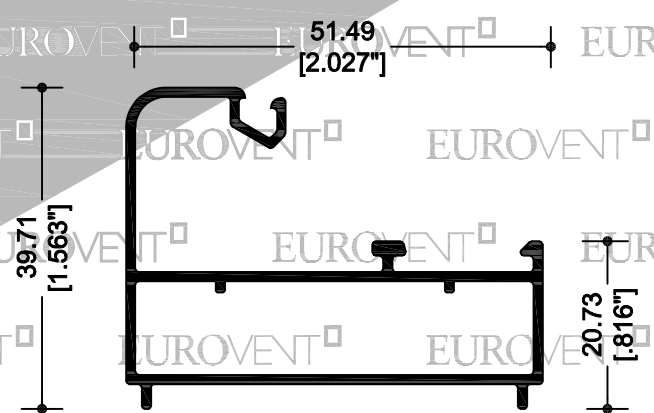
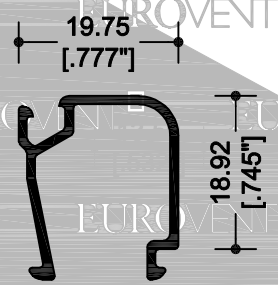
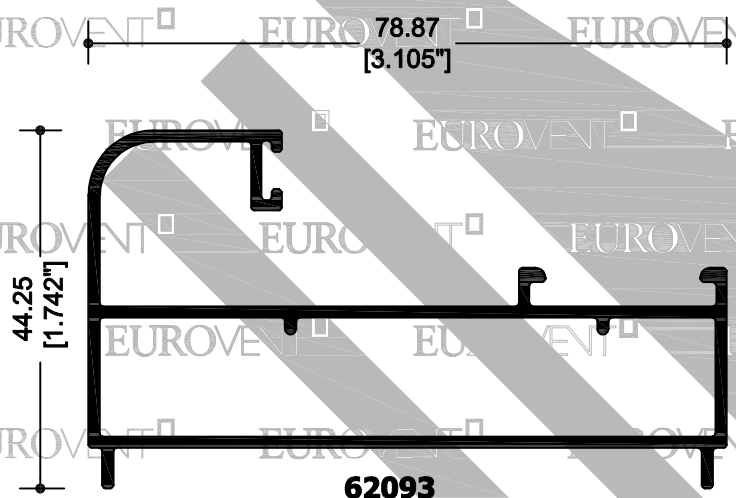
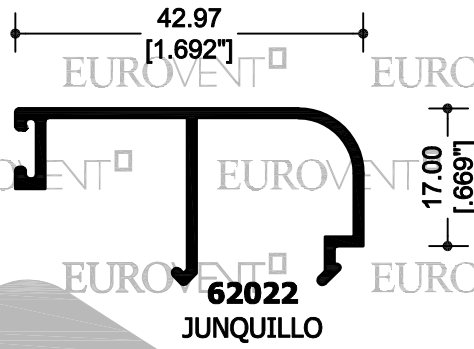
12581
MOLDURA DE UNIÓN

52.73
[2.076"]

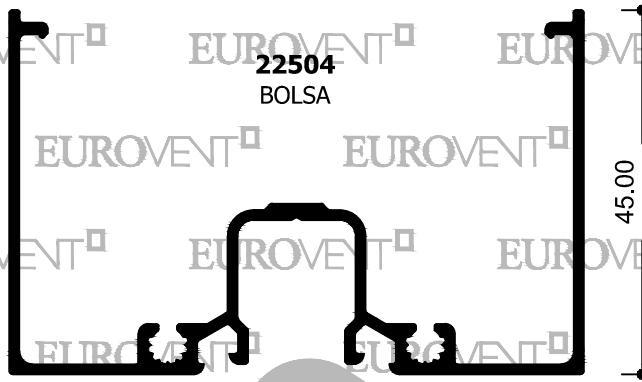
6.63
[.261"]

59.61
[2.347"]

24.51
[.965"]



CLASSIC
SERIE
S560
FIJO



45.00
[1.772"]

70.97
[2.794"]

29.49
[1.161"]

18.92
[.745"]

42507
JUNQUILLO



CLASSIC

SERIE

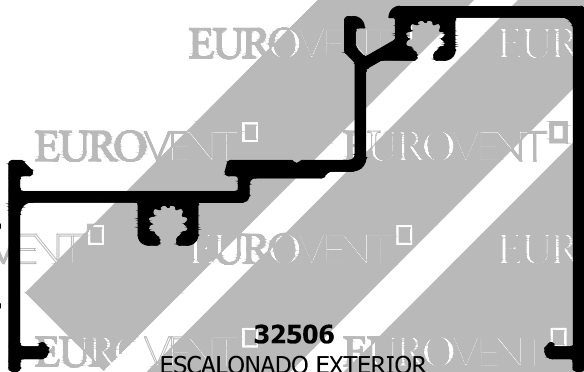
S70

70.97
[2.794"]

70.97
[2.794"]

25.95
[1.022"]

32506
ESCALONADO EXTERIOR



45.00
[1.772"]

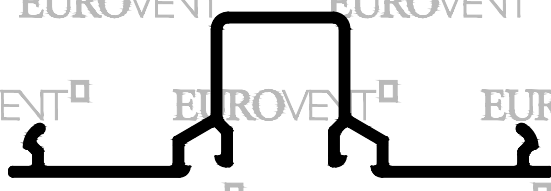
22513
ESCALONADO INTERIOR



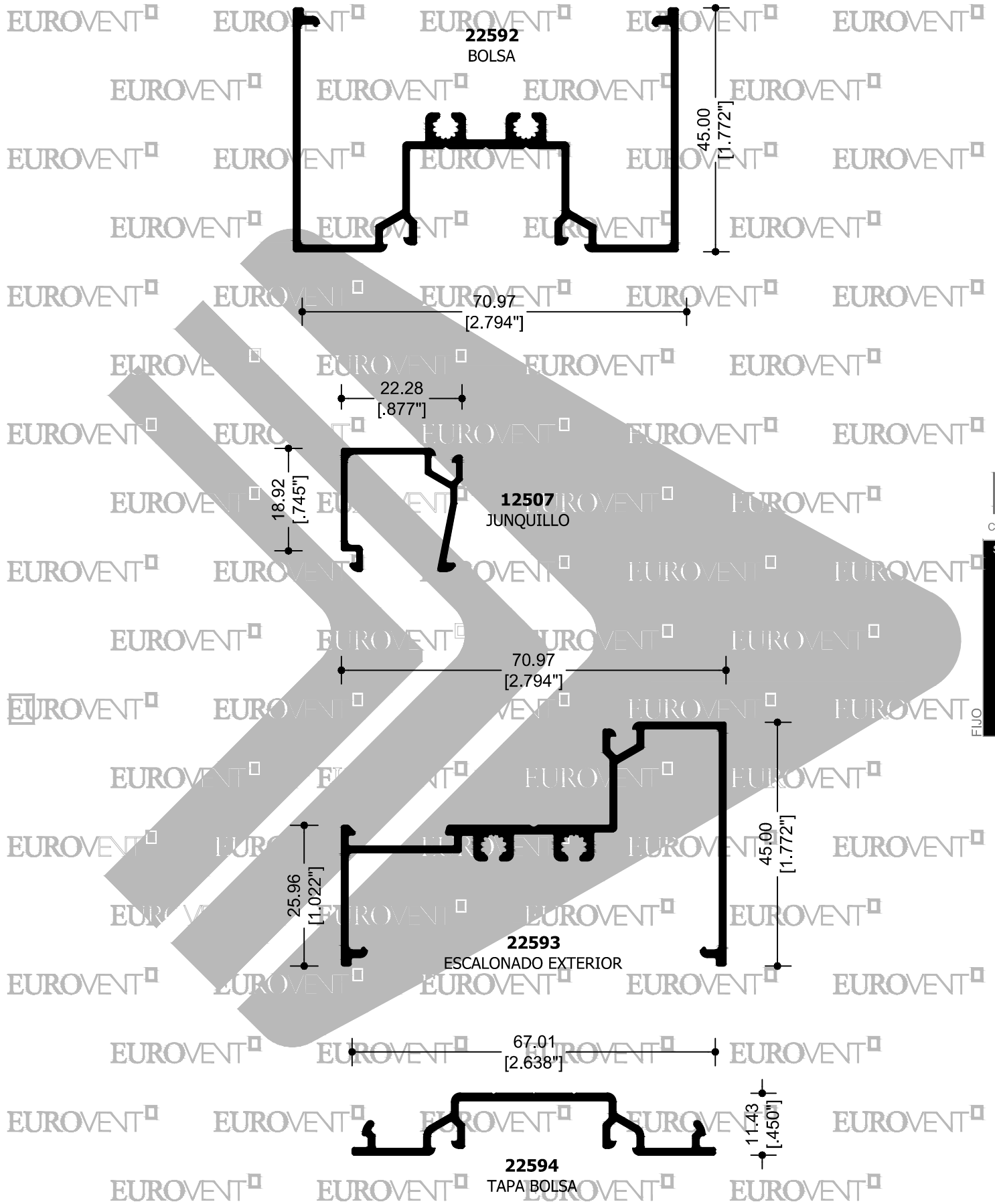
45.00
[1.772"]

67.09
[2.642"]

42505
TAPA BOLSA



20.27
[.798"]



CLASSIC
SERIE

FIJO
S70

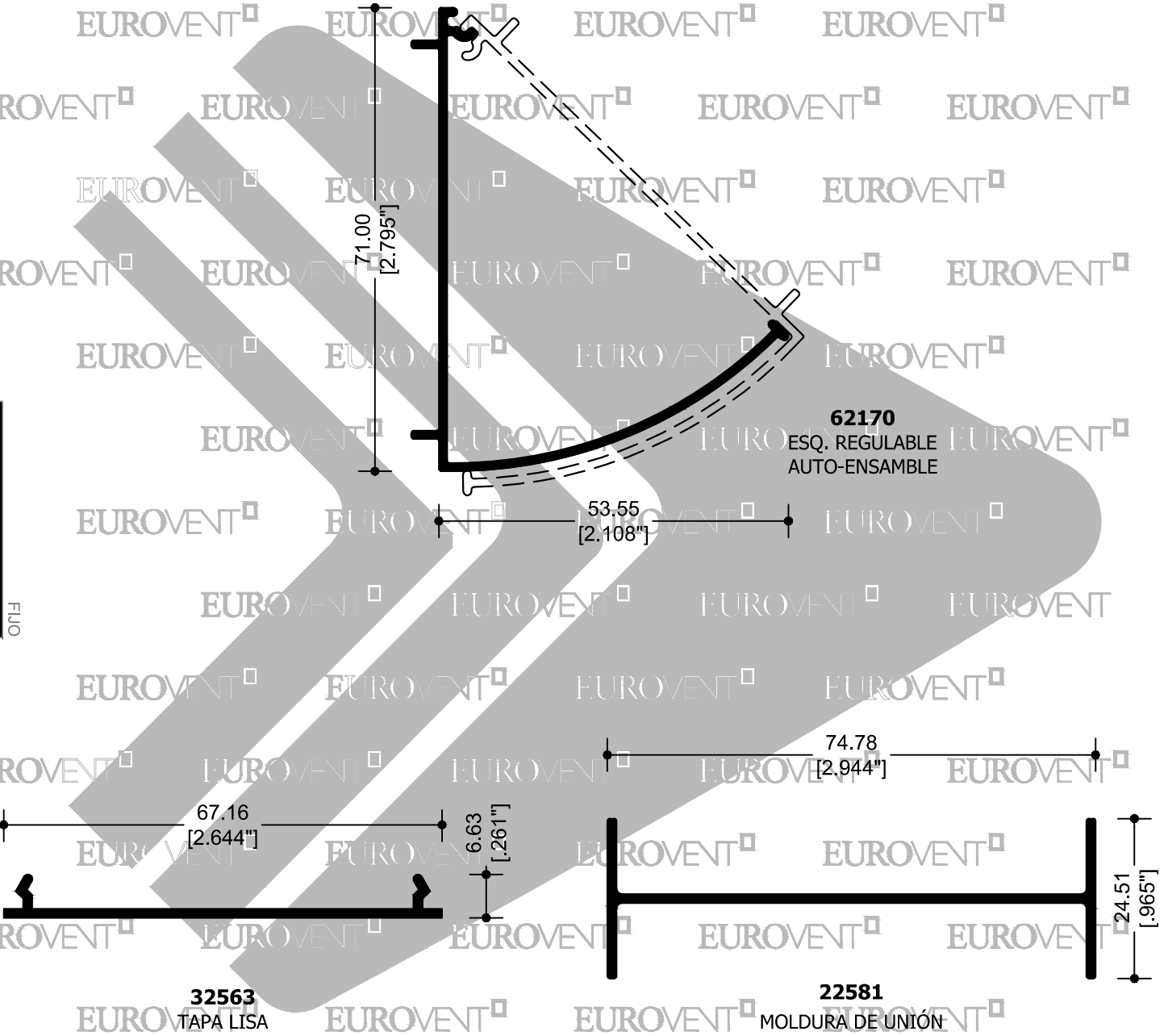
EUROVENT EUROVENT EUROVENT EUROVENT EUROVENT
EUROVENT EUROVENT EUROVENT EUROVENT EUROVENT
EUROVENT EUROVENT EUROVENT EUROVENT EUROVENT

EUROVENT EUROVENT EUROVENT EUROVENT EUROVENT
EUROVENT EUROVENT EUROVENT EUROVENT EUROVENT
EUROVENT EUROVENT EUROVENT EUROVENT EUROVENT



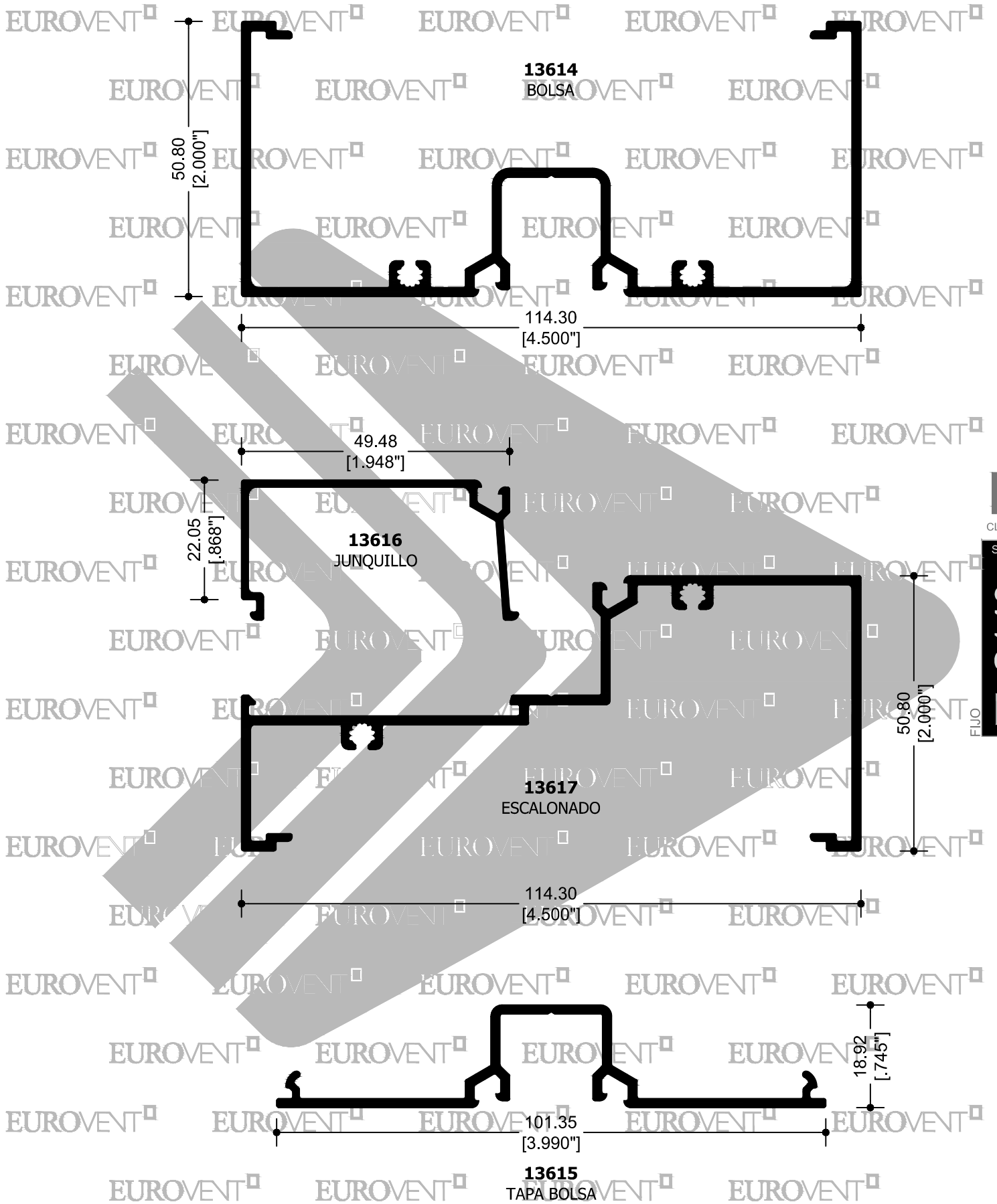
SERIE

S70



EUROVENT EUROVENT EUROVENT EUROVENT EUROVENT
EUROVENT EUROVENT EUROVENT EUROVENT EUROVENT
EUROVENT EUROVENT EUROVENT EUROVENT EUROVENT

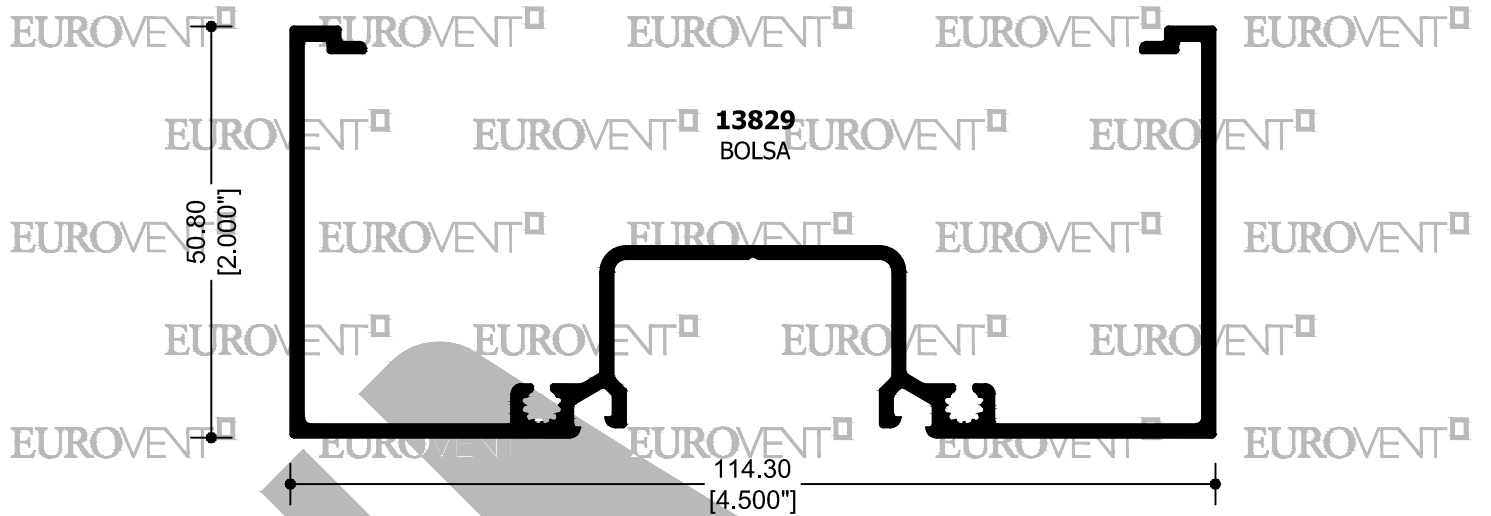
EUROVENT EUROVENT EUROVENT EUROVENT EUROVENT
EUROVENT EUROVENT EUROVENT EUROVENT EUROVENT
EUROVENT EUROVENT EUROVENT EUROVENT EUROVENT



CLASSIC
SERIE

S140

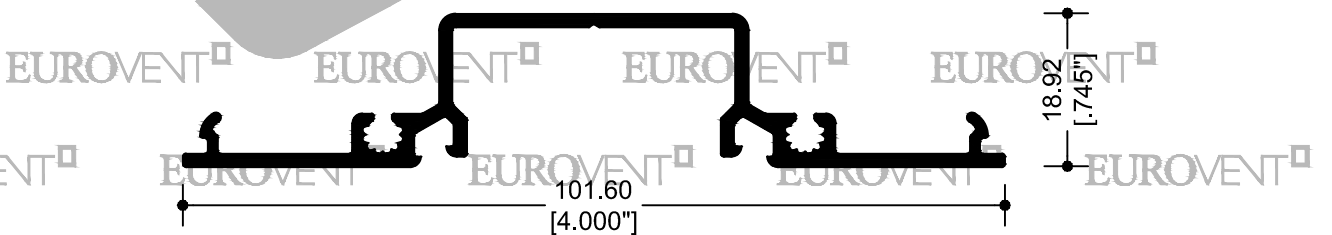
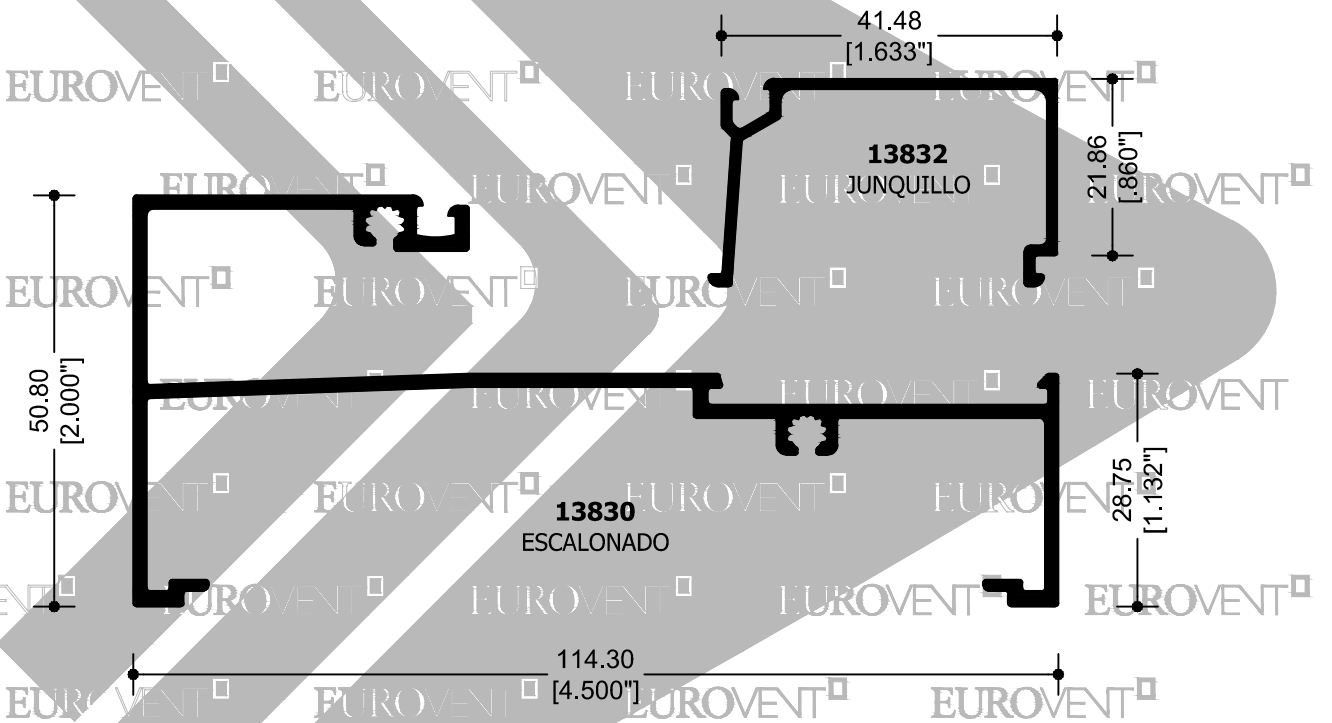
FIJO



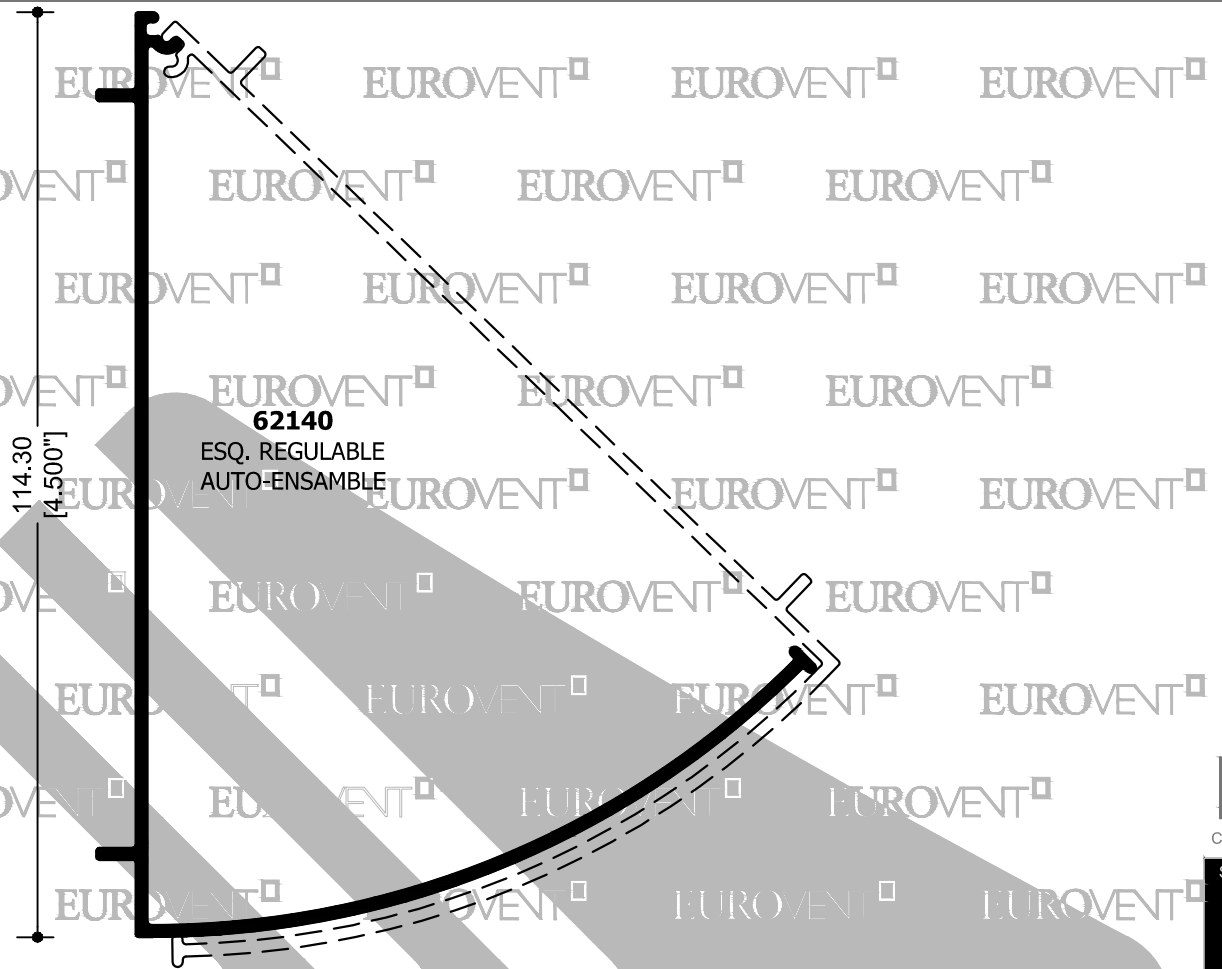
SERIE

S140

FIJO



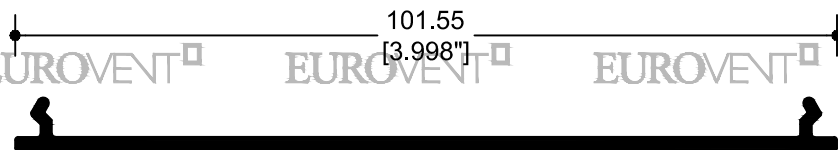
13831 TAPA BOLSA

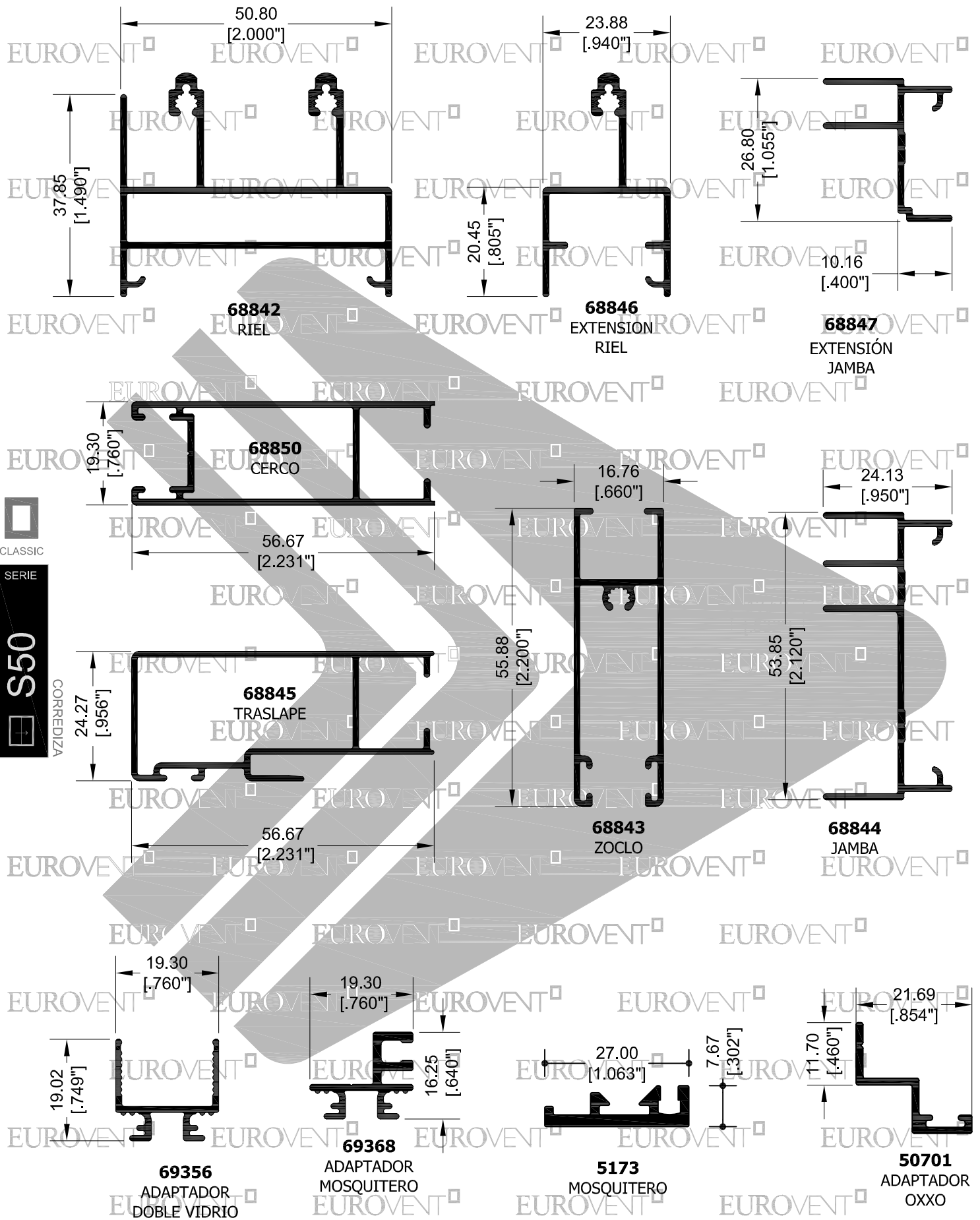


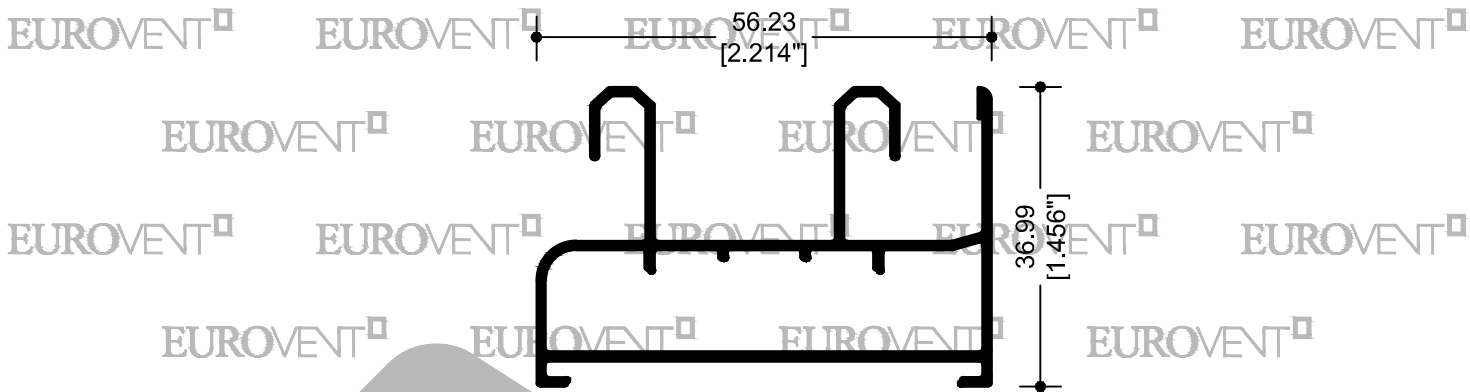
CLASSIC
SERIE

S140

FIJO

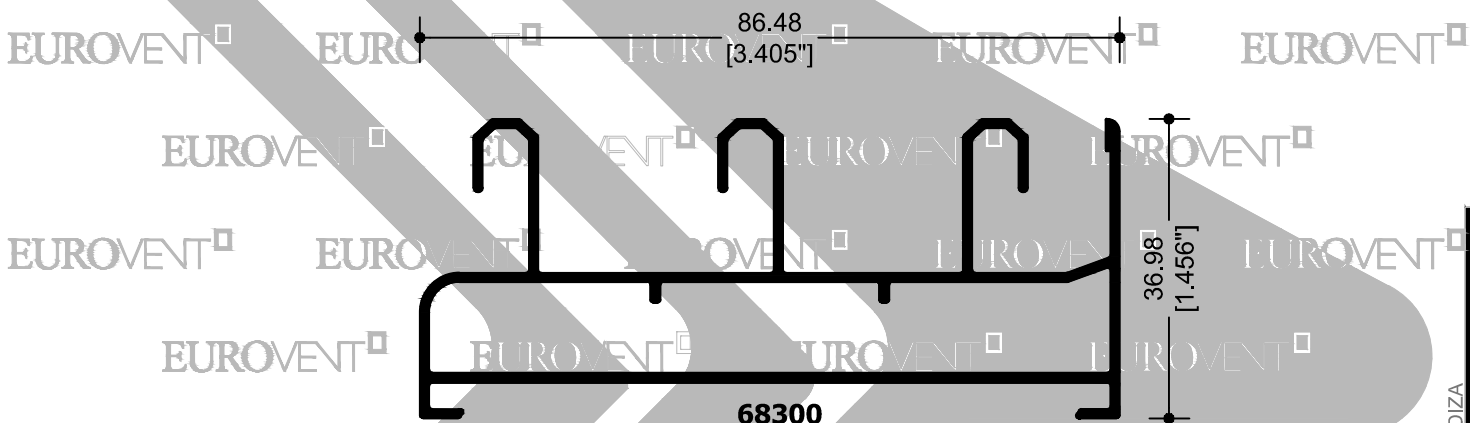






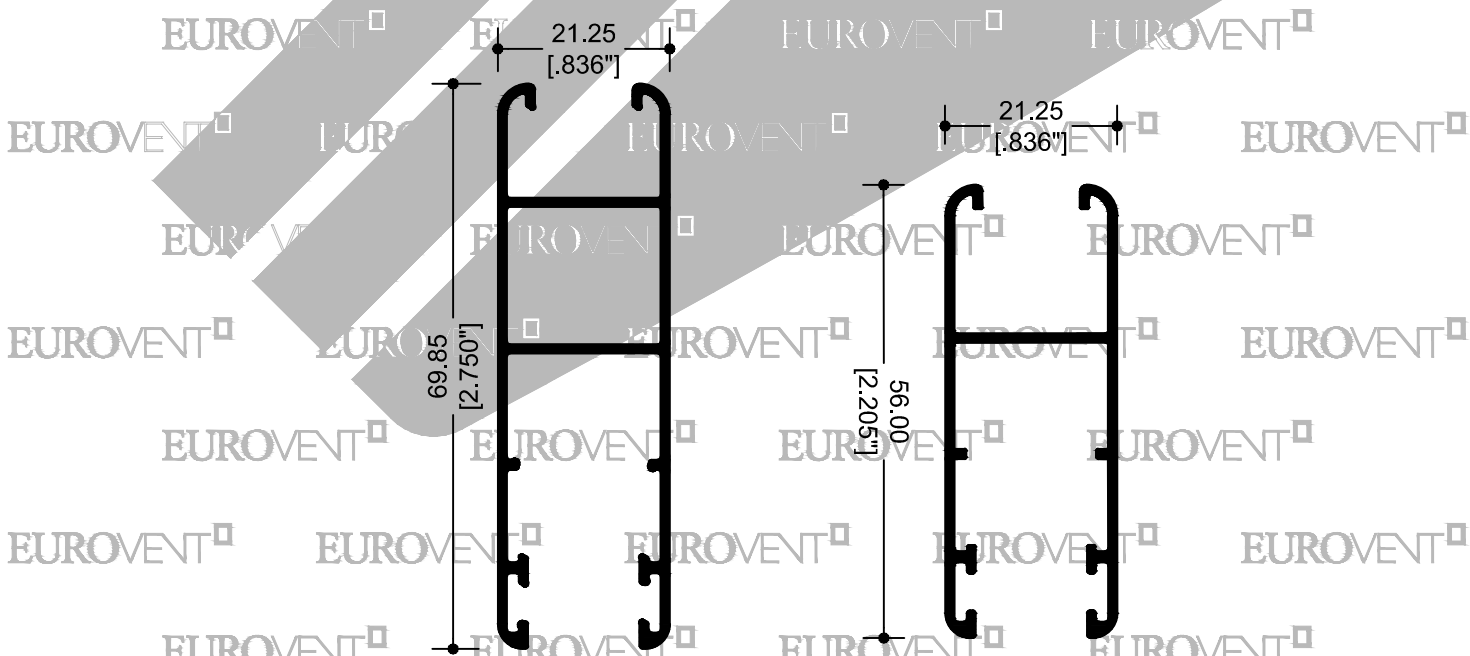
67896

RIEL DE DOS
PISTAS



68300

RIEL TRIPLE
MOSQUITERO



67894

CERCO 2.75"

62066

CERCO

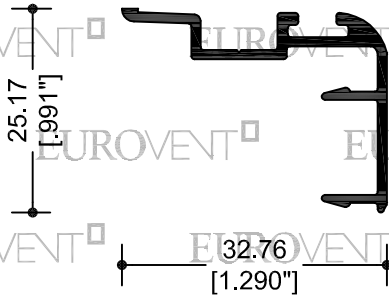


CLASSIC
SERIE

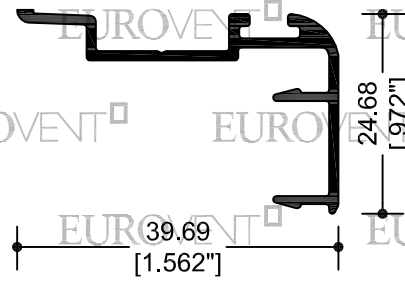
S60



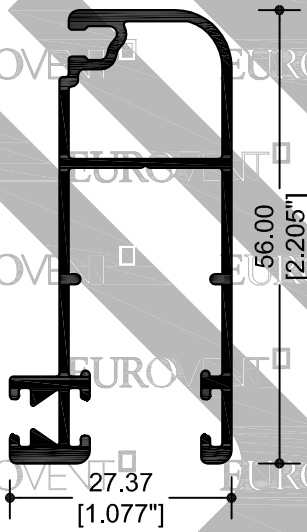
CORREDIZA



62070
TRASLAPE



67899
TRASLAPE



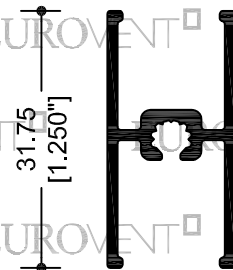
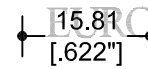
68337
MOSQUITERO
BAJO



68299
MOSQUITERO
EXT.



62078
ADAPTADOR XX



62168
INTERMEDIO 6mm.

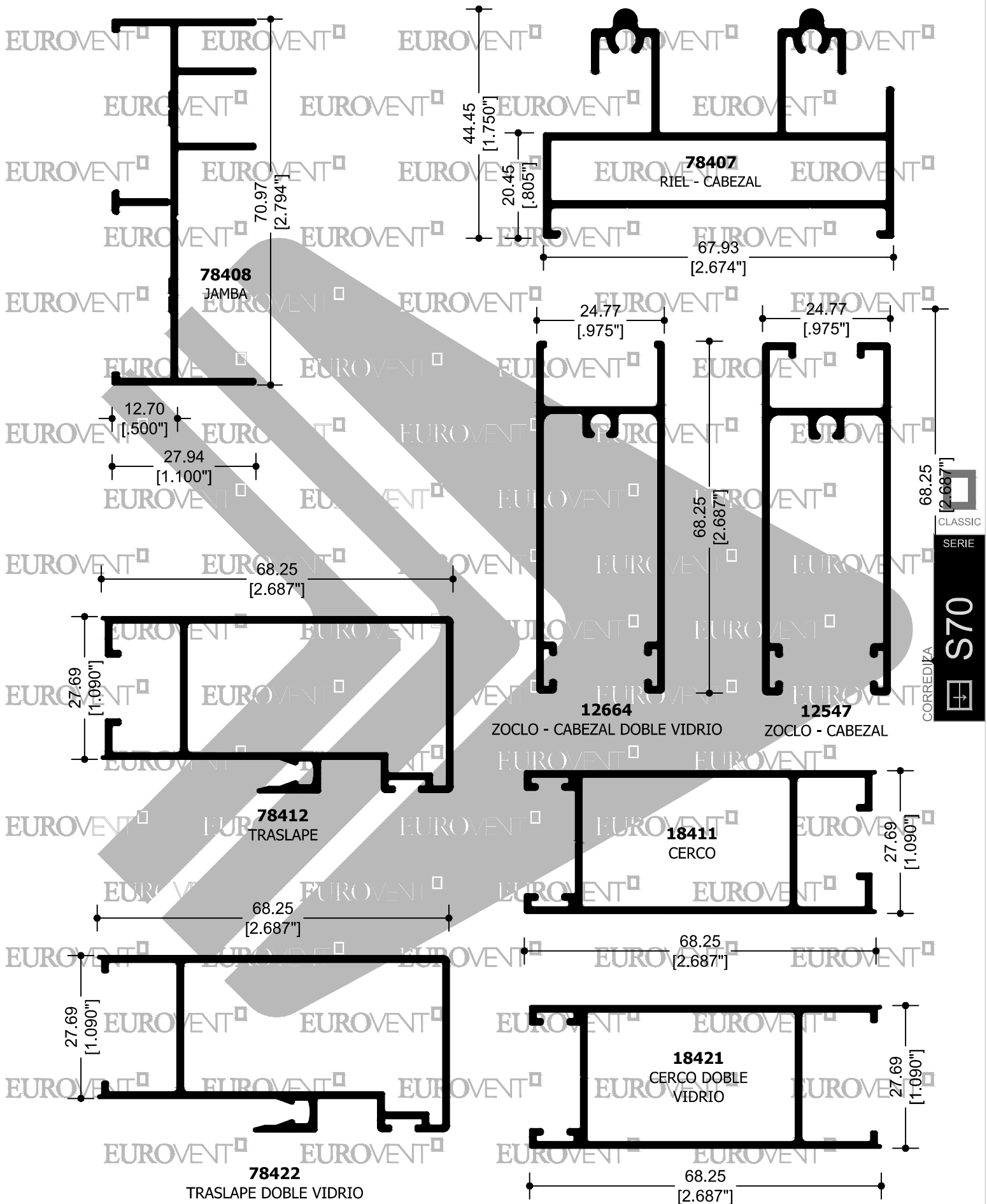


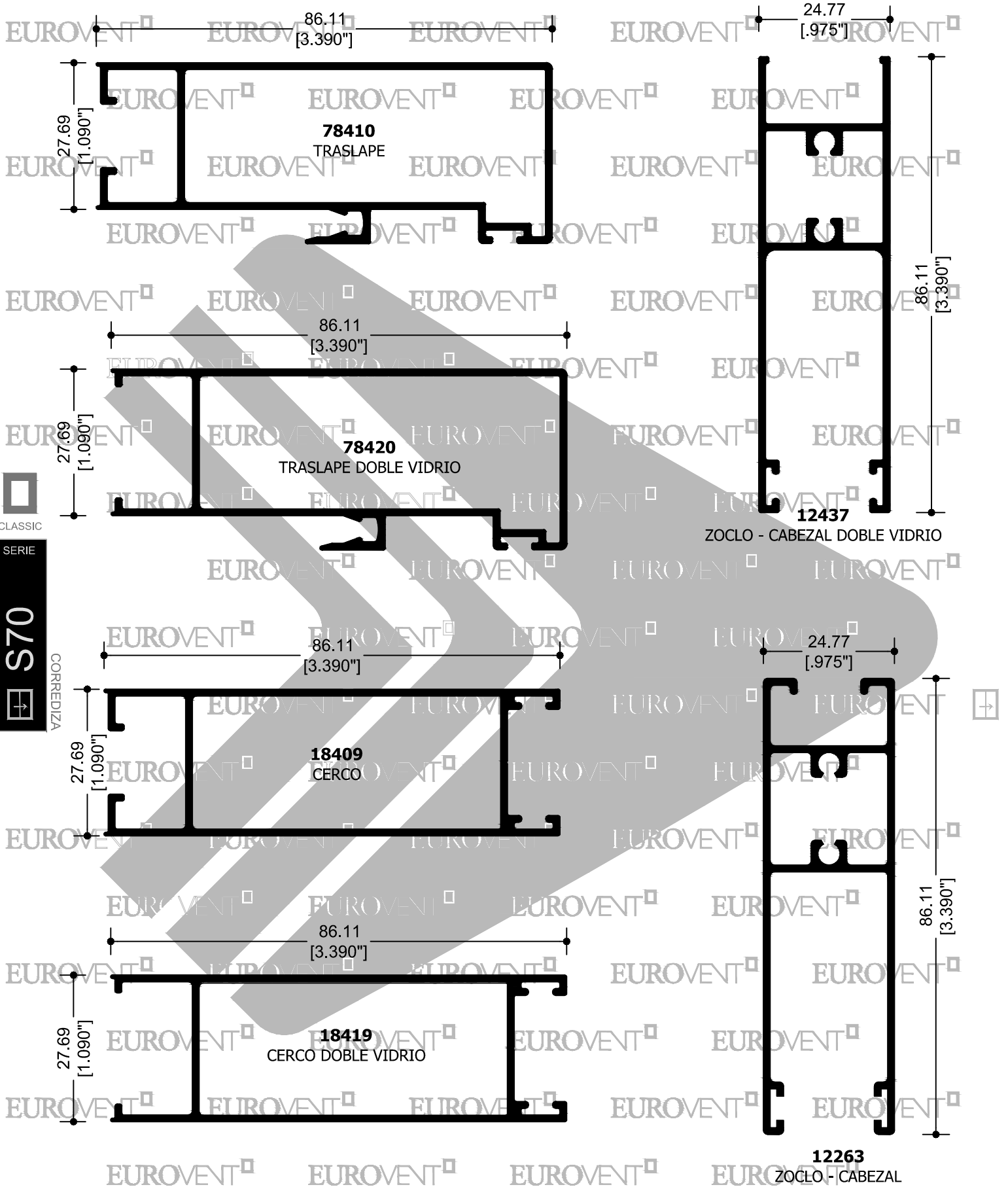
CLASSIC

SERIE

S60

CORREDIZA

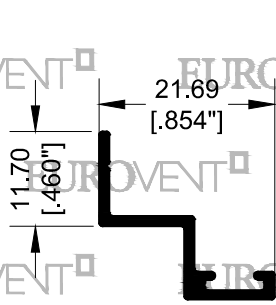




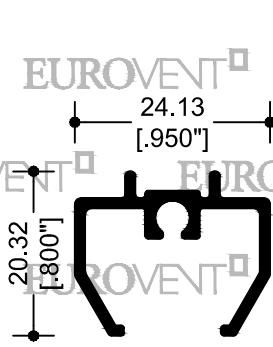
CLASSIC
SERIE

S70

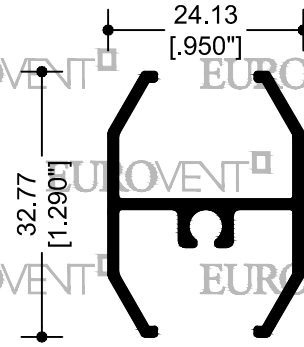
CORREDIZA



50701
ADAPTADOR
OXXO



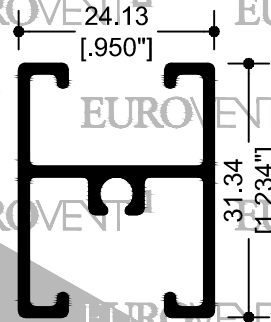
14702
PERFIL P/CUADRÍCULA



14918
PERFIL P/CUADRÍCULA



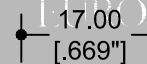
11409
CABEZAL MOSQUITERO



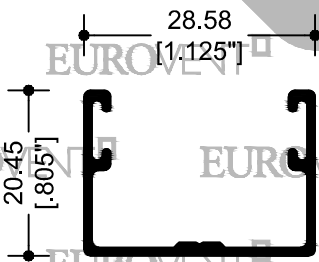
12456
INTERMEDIO



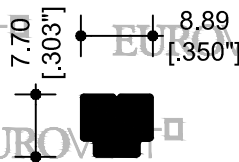
11411
MOSQUITERO



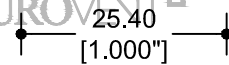
12428
BOTAGUAS



18413
GUÍA INFERIOR



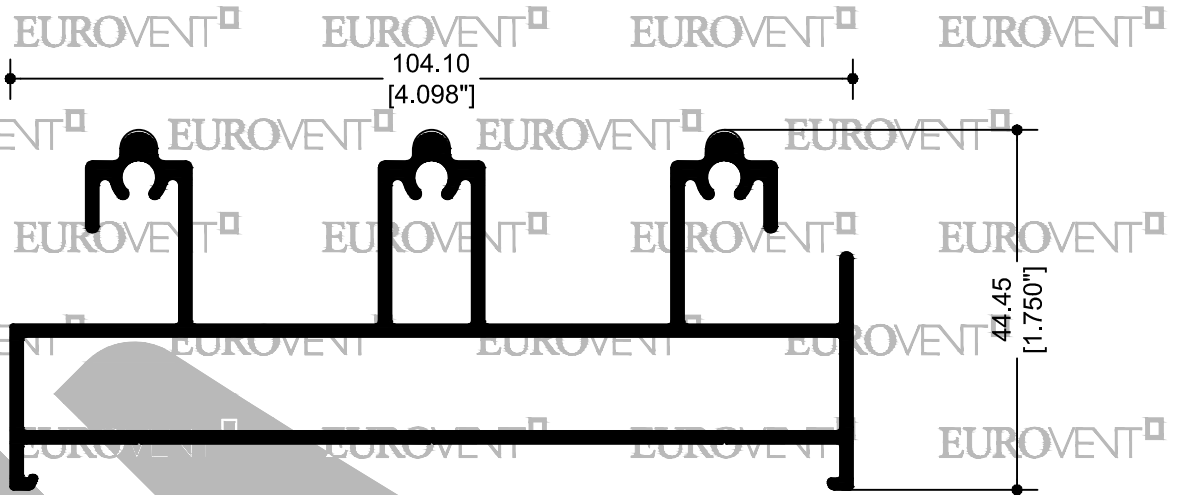
14412
CONECTOR P/REFUERZO



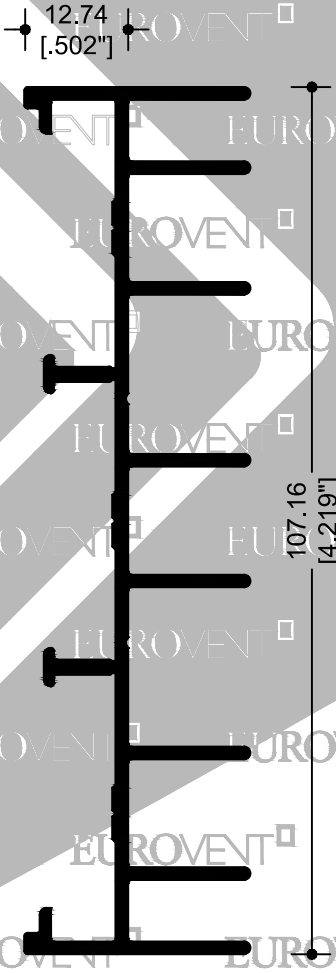
14411
REFUERZO 1 1/2"

CLASSIC
SERIE

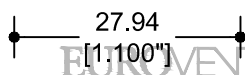
S70
CORREDIZA



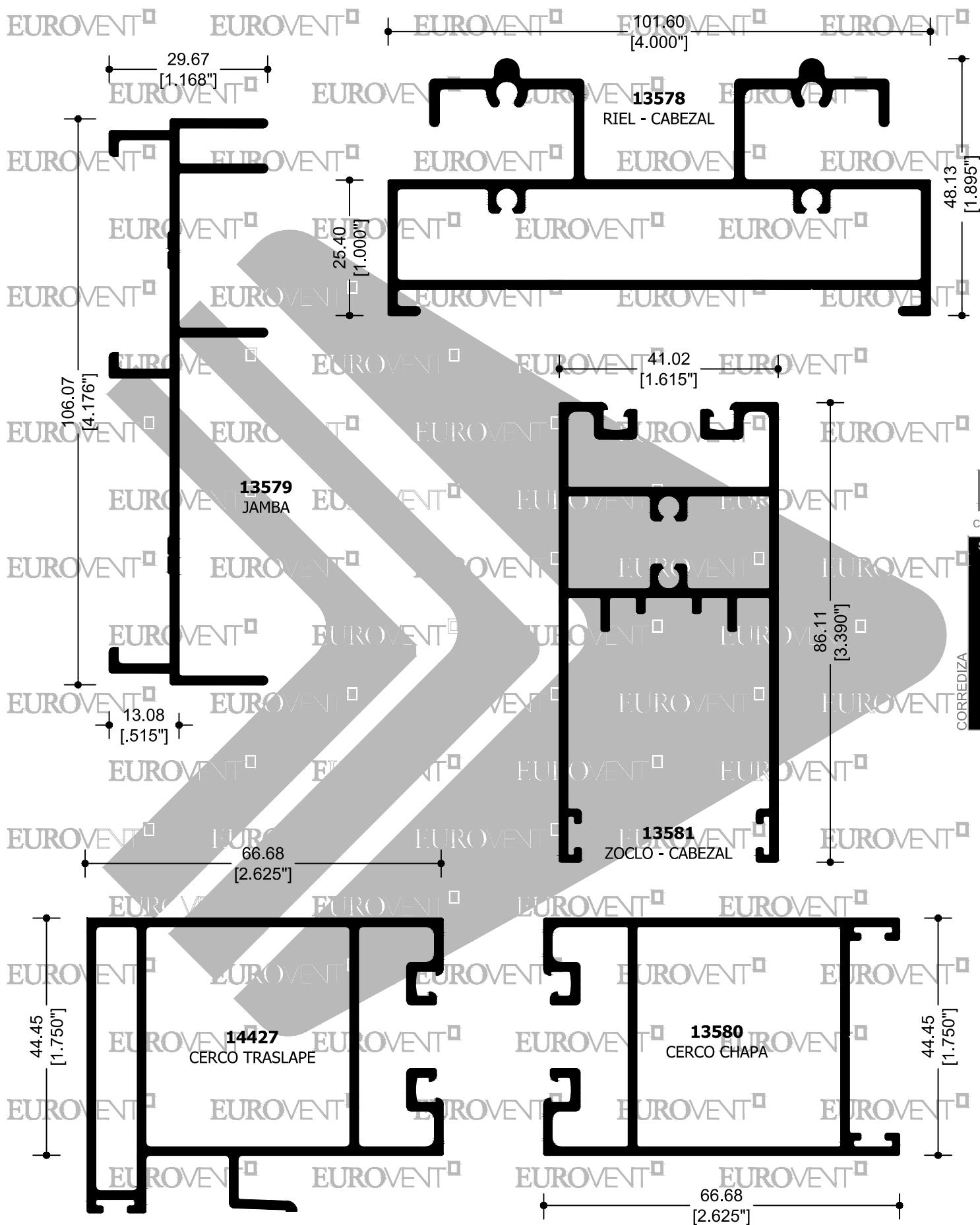
72373
RIEL TRIPLE



62374
JAMBA



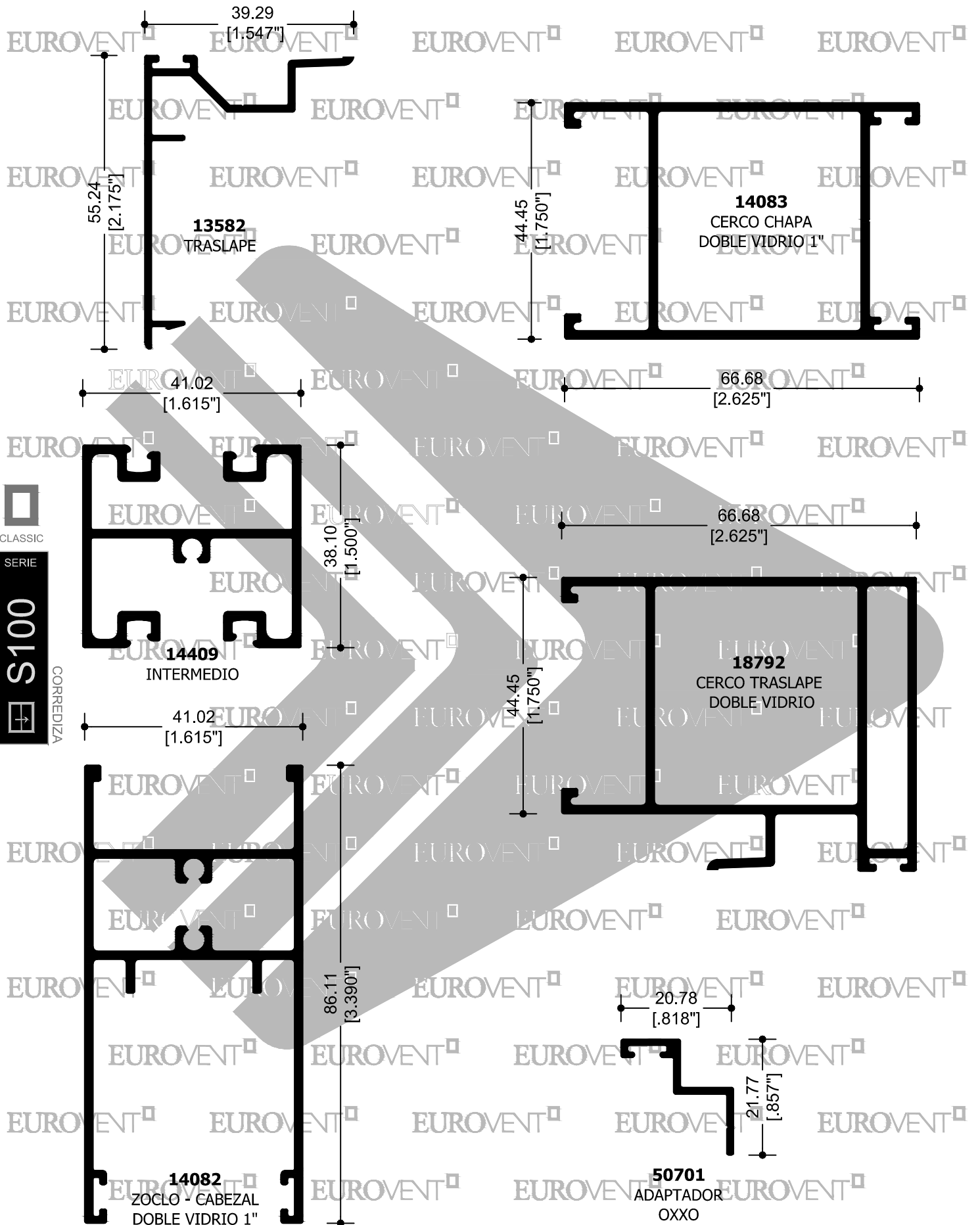
CLASSIC
SERIE
S70
CORREDIZA



CLASSIC
SERIE

S100

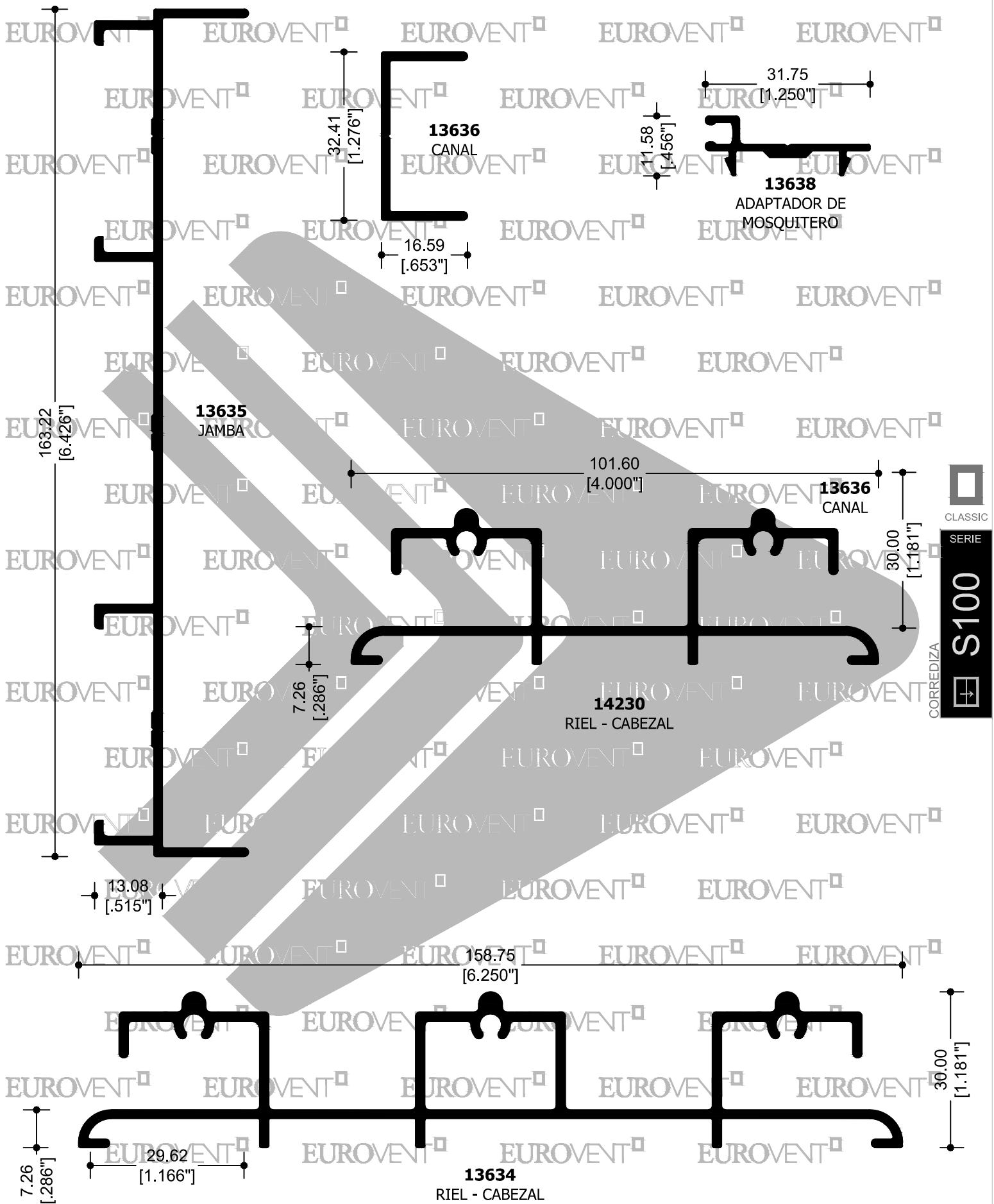
CORREDIZA



CLASSIC
SERIE

S100


CORREDIZA



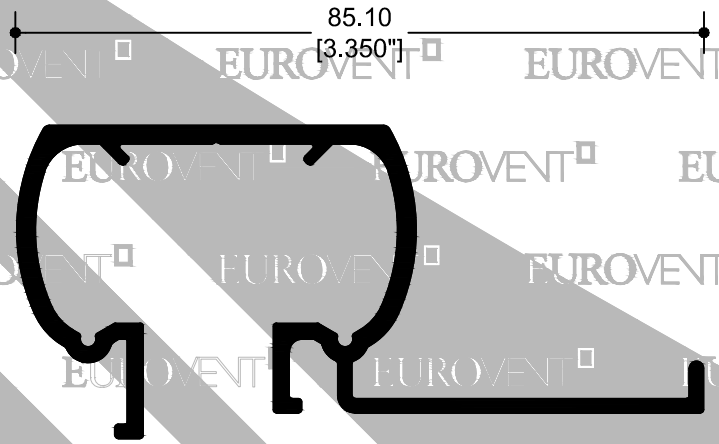
CLASSIC
SERIE

S100

CORREDIZA



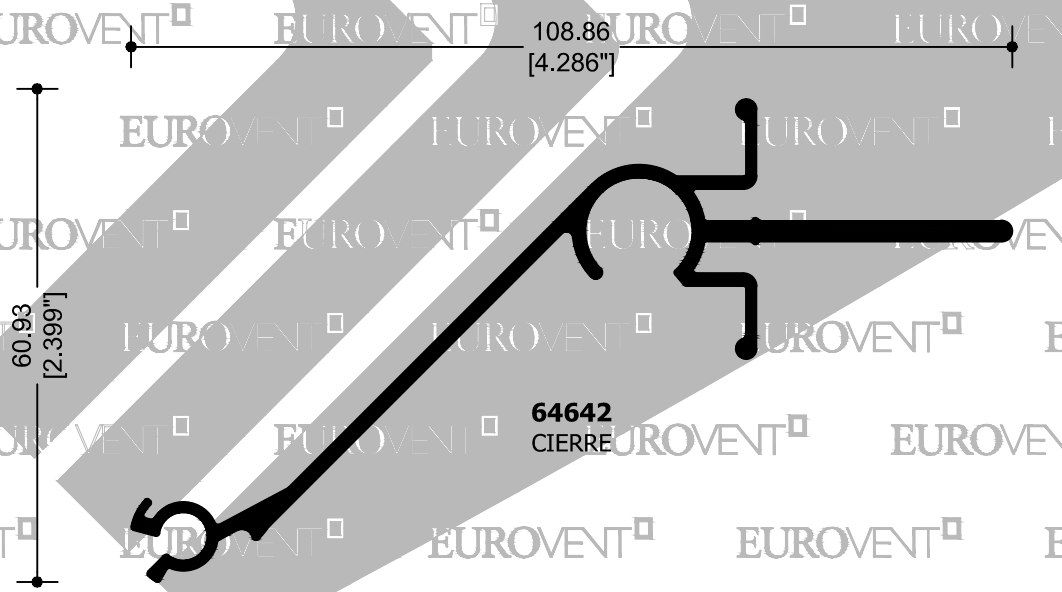
64640
TABLETA



64641
RIEL PARA TECHO



64642
CIERRE



64643
REMATE



CLASSIC

SERIE

HV



CORTINA ANTICICLONICA



Cert. No: 13-0306.01
CUMPLE EL PROTOCOLO (High Velocity Hurricane Zone)
Velocidades Extremas en Zona de Huracanes
Certificación realizada en el Condado de Miami Dade por el
laboratorio FENESTRATION TESTING LABORATORY, INC.



EUROVENT² EUROVENT² EUROVENT² EUROVENT² EUROVENT²

EUROVENT² EUROVENT² EUROVENT² EUROVENT² EUROVENT²
EUROVENT² EUROVENT² EUROVENT² EUROVENT² EUROVENT²
EUROVENT² EUROVENT² EUROVENT² EUROVENT² EUROVENT²

EUROVENT² EUROVENT² EUROVENT² EUROVENT² EUROVENT²
EUROVENT² EUROVENT² EUROVENT² EUROVENT² EUROVENT²

EUROVENT² EUROVENT² EUROVENT² EUROVENT² EUROVENT²
EUROVENT² EUROVENT² EUROVENT² EUROVENT² EUROVENT²

EUROVENT² EUROVENT² EUROVENT² EUROVENT² EUROVENT²
EUROVENT² EUROVENT² EUROVENT² EUROVENT² EUROVENT²

EUROVENT² EUROVENT² EUROVENT² EUROVENT² EUROVENT²
EUROVENT² EUROVENT² EUROVENT² EUROVENT² EUROVENT²

EUROVENT² EUROVENT² EUROVENT² EUROVENT² EUROVENT²
EUROVENT² EUROVENT² EUROVENT² EUROVENT² EUROVENT²

EUROVENT² EUROVENT² EUROVENT² EUROVENT² EUROVENT²
EUROVENT² EUROVENT² EUROVENT² EUROVENT² EUROVENT²

EUROVENT² EUROVENT² EUROVENT² EUROVENT² EUROVENT²
EUROVENT² EUROVENT² EUROVENT² EUROVENT² EUROVENT²


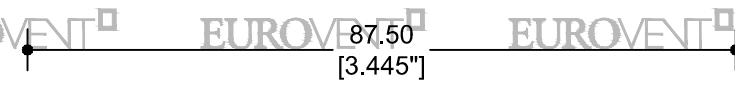
EUROVENT² EUROVENT² EUROVENT² EUROVENT² EUROVENT²
EUROVENT² EUROVENT² EUROVENT² EUROVENT² EUROVENT²

EUROVENT² EUROVENT² EUROVENT² EUROVENT² EUROVENT²
EUROVENT² EUROVENT² EUROVENT² EUROVENT² EUROVENT²

EUROVENT² EUROVENT² EUROVENT² EUROVENT² EUROVENT²

EUROVENT² EUROVENT² EUROVENT² EUROVENT² EUROVENT²

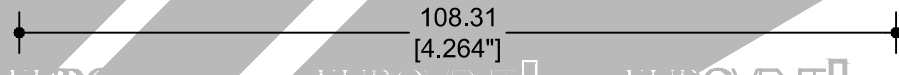
EUROVENT² EUROVENT² EUROVENT² EUROVENT² EUROVENT²



64644
ADAPTADOR AJUSTABLE MACHO



64645
ADAPTADOR AJUSTABLE HEMBRA

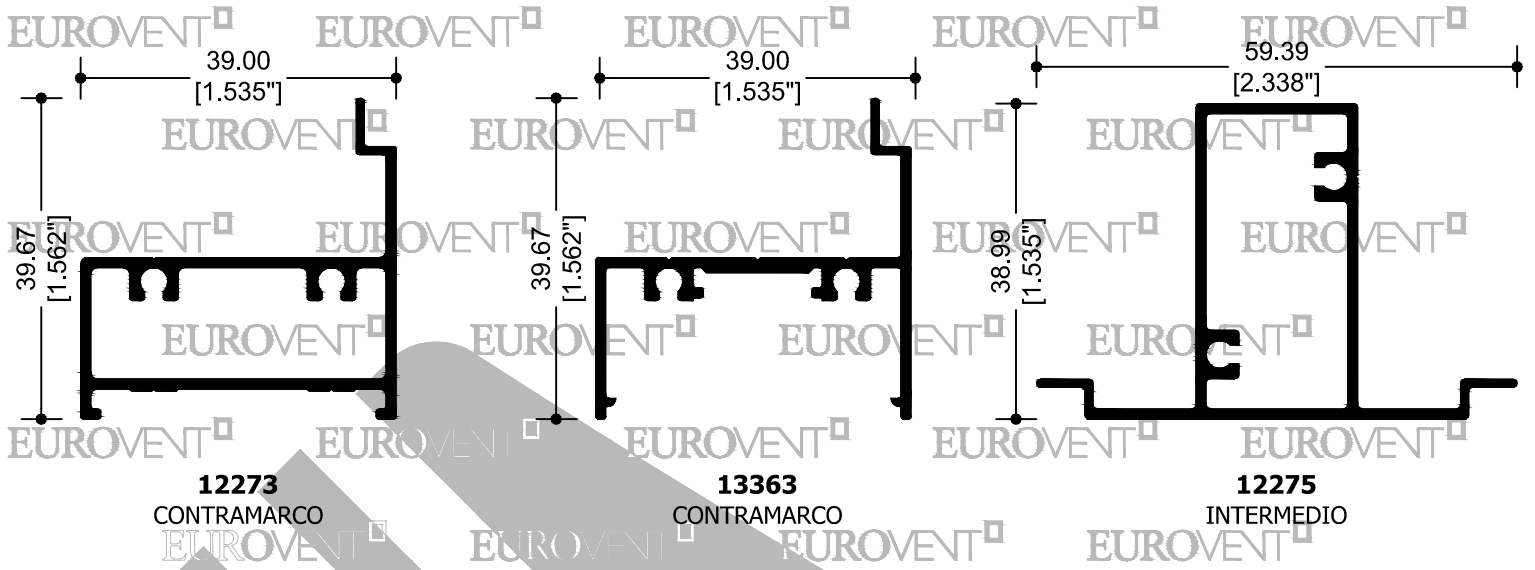


64646
RIEL A MÚRO

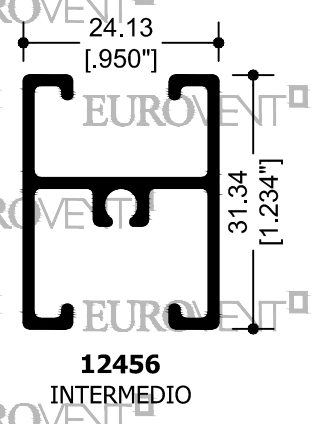
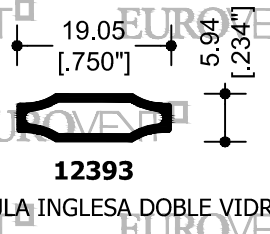
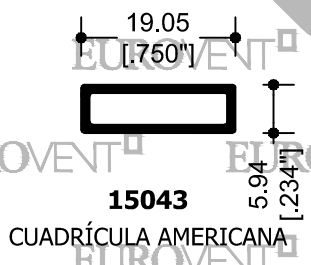
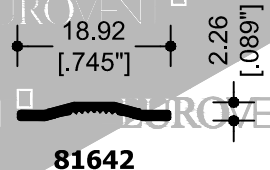
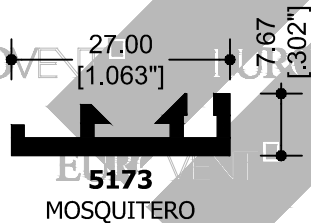
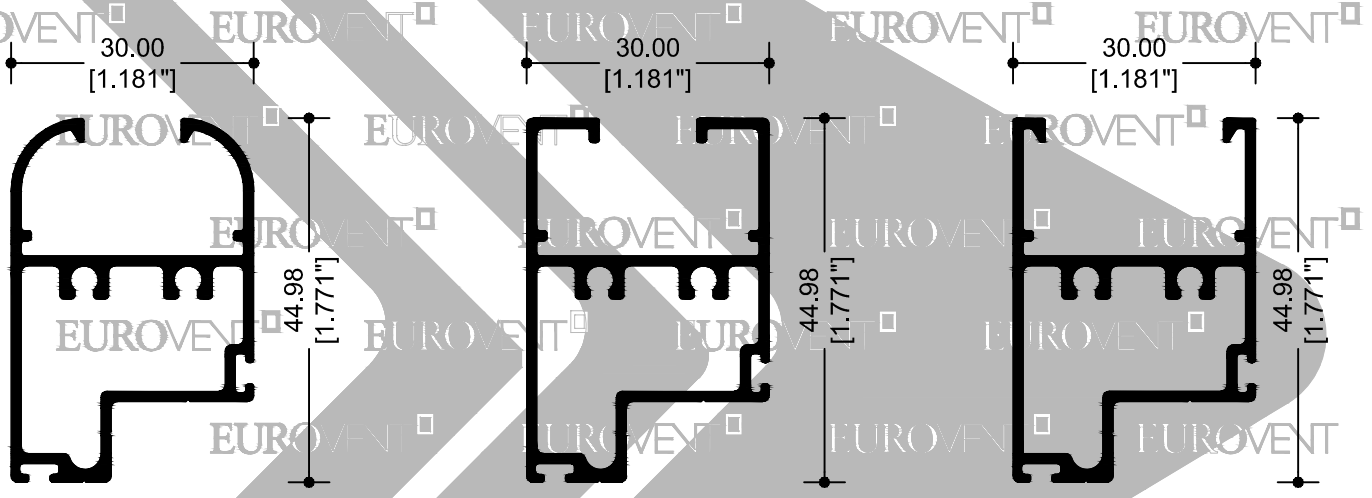
CLASSIC
SERIE
CORTINA ANTICICLONICA
HV

Cert. No: 13-0306.01
CÚMPLA EL PROTOCOLO (High Velocity Hurricane Zone)
Velocidades Extremas en Zona de Huracanes
Certificación realizada en el Condado de Miami Dade por el
laboratorio FENESTRATION TESTING LABORATORY, INC.





CLASSIC
SERIE
S35
BATIENTE Y PROYECCION



EUROVENT EUROVENT EUROVENT EUROVENT EUROVENT

EUROVENT EUROVENT EUROVENT 38.99 [1.535"] EUROVENT EUROVENT

EUROVENT EUROVENT EUROVENT EUROVENT EUROVENT

EUROVENT EUROVENT EUROVENT EUROVENT EUROVENT

EUROVENT EUROVENT EUROVENT EUROVENT EUROVENT

EUROVENT EUROVENT EUROVENT EUROVENT EUROVENT

EUROVENT EUROVENT EUROVENT EUROVENT EUROVENT

EUROVENT EUROVENT EUROVENT EUROVENT EUROVENT

EUROVENT EUROVENT EUROVENT EUROVENT EUROVENT

EUROVENT EUROVENT EUROVENT EUROVENT EUROVENT

EUROVENT EUROVENT EUROVENT EUROVENT EUROVENT

EUROVENT EUROVENT EUROVENT EUROVENT EUROVENT

EUROVENT EUROVENT EUROVENT EUROVENT EUROVENT

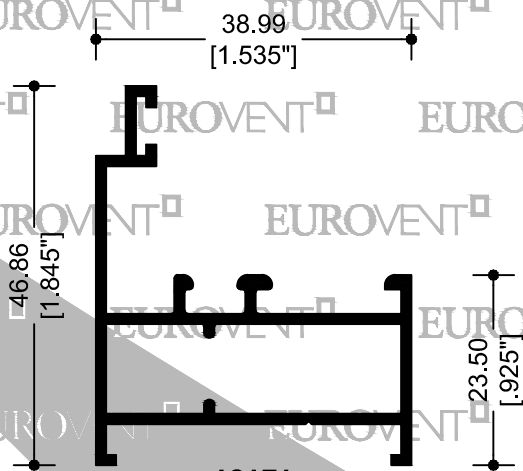
EUROVENT EUROVENT EUROVENT EUROVENT EUROVENT

EUROVENT EUROVENT EUROVENT EUROVENT EUROVENT

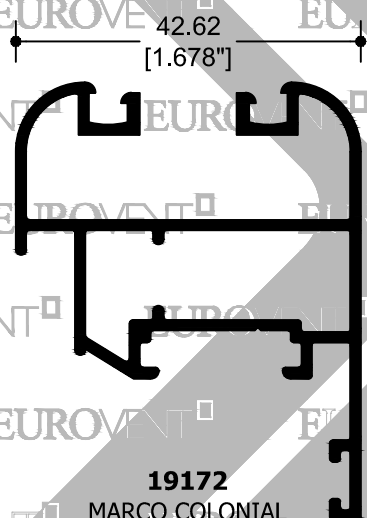
EUROVENT EUROVENT EUROVENT EUROVENT EUROVENT

EUROVENT EUROVENT EUROVENT EUROVENT EUROVENT

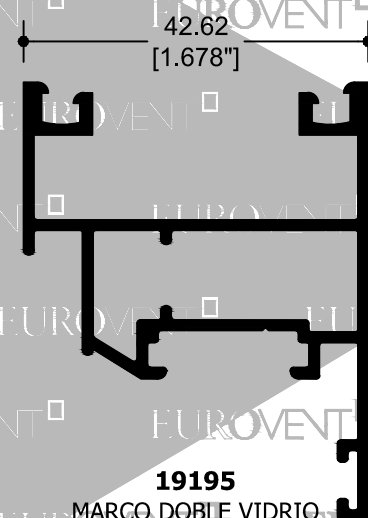
EUROVENT EUROVENT EUROVENT EUROVENT EUROVENT



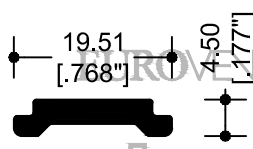
19171
CONTRAMARCO



19172
MARCO COLONIAL

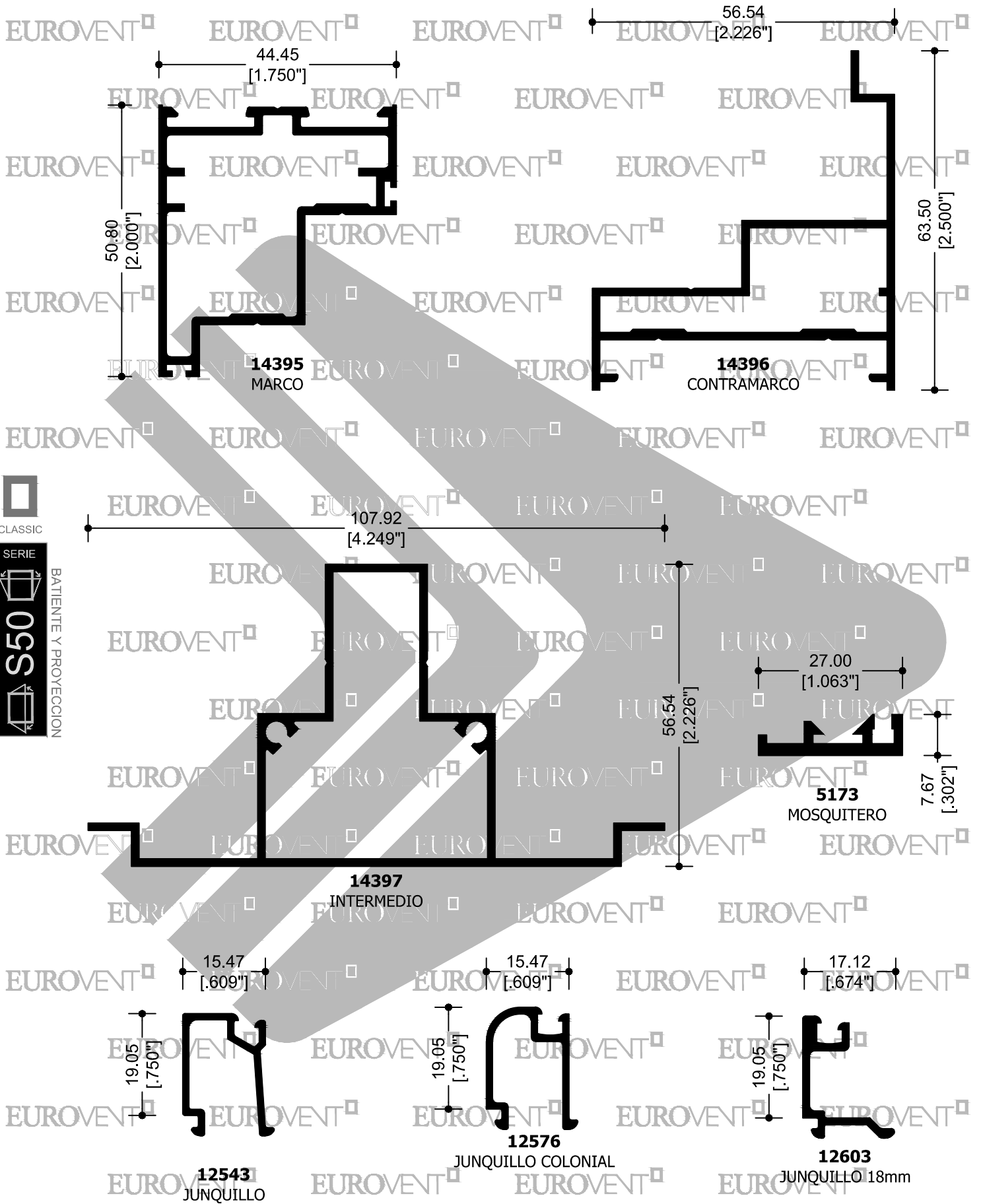


19195
MARCO DOBLE VIDRIO

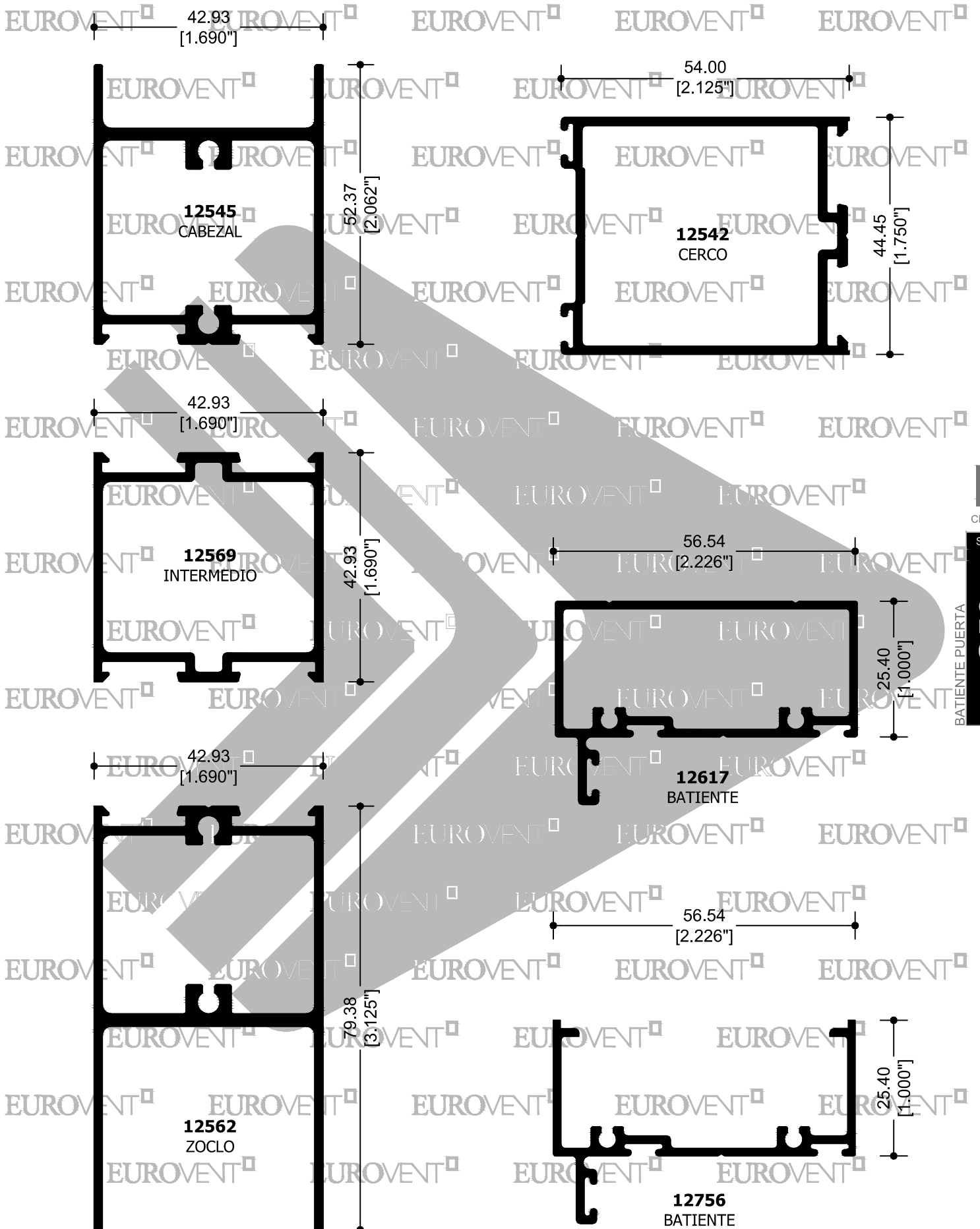


45050
PLETINA

CLASSIC
SERIE
S35
BATIENTE



CLASSIC
 SERIE
S50
 BATIENTE Y PROYECCION



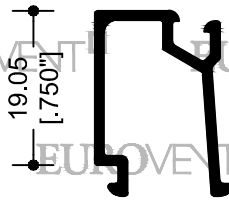
SERIE

BATIENTE PUERTA



EUROVENT EUROVENT EUROVENT EUROVENT EUROVENT

15.47
[.609"]



EUROVENT EUROVENT EUROVENT EUROVENT EUROVENT

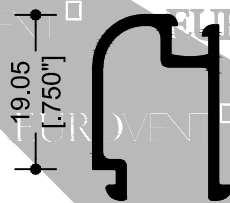
EUROVENT EUROVENT EUROVENT EUROVENT EUROVENT

EUROVENT EUROVENT EUROVENT EUROVENT EUROVENT

12543
JUNQUILLO

EUROVENT EUROVENT EUROVENT EUROVENT EUROVENT

15.47
[.609"]



EUROVENT EUROVENT EUROVENT EUROVENT EUROVENT

EUROVENT EUROVENT EUROVENT EUROVENT EUROVENT

EUROVENT EUROVENT EUROVENT EUROVENT EUROVENT

12576

JUNQUILLO COLONIAL

EUROVENT EUROVENT EUROVENT EUROVENT EUROVENT



CLASSIC

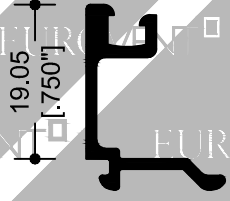
SERIE

S50

BATIENTE PUERTA

EUROVENT EUROVENT EUROVENT EUROVENT EUROVENT

17.12
[.674"]



EUROVENT EUROVENT EUROVENT EUROVENT EUROVENT

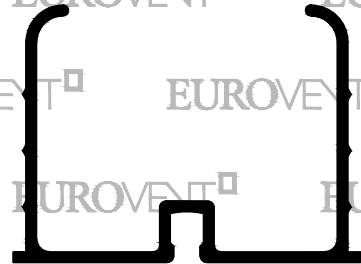
EUROVENT EUROVENT EUROVENT EUROVENT EUROVENT

12603
JUNQUILLO DOBLE VIDRIO

EUROVENT EUROVENT EUROVENT EUROVENT EUROVENT

EUROVENT EUROVENT EUROVENT EUROVENT EUROVENT

42.93
[1.690"]



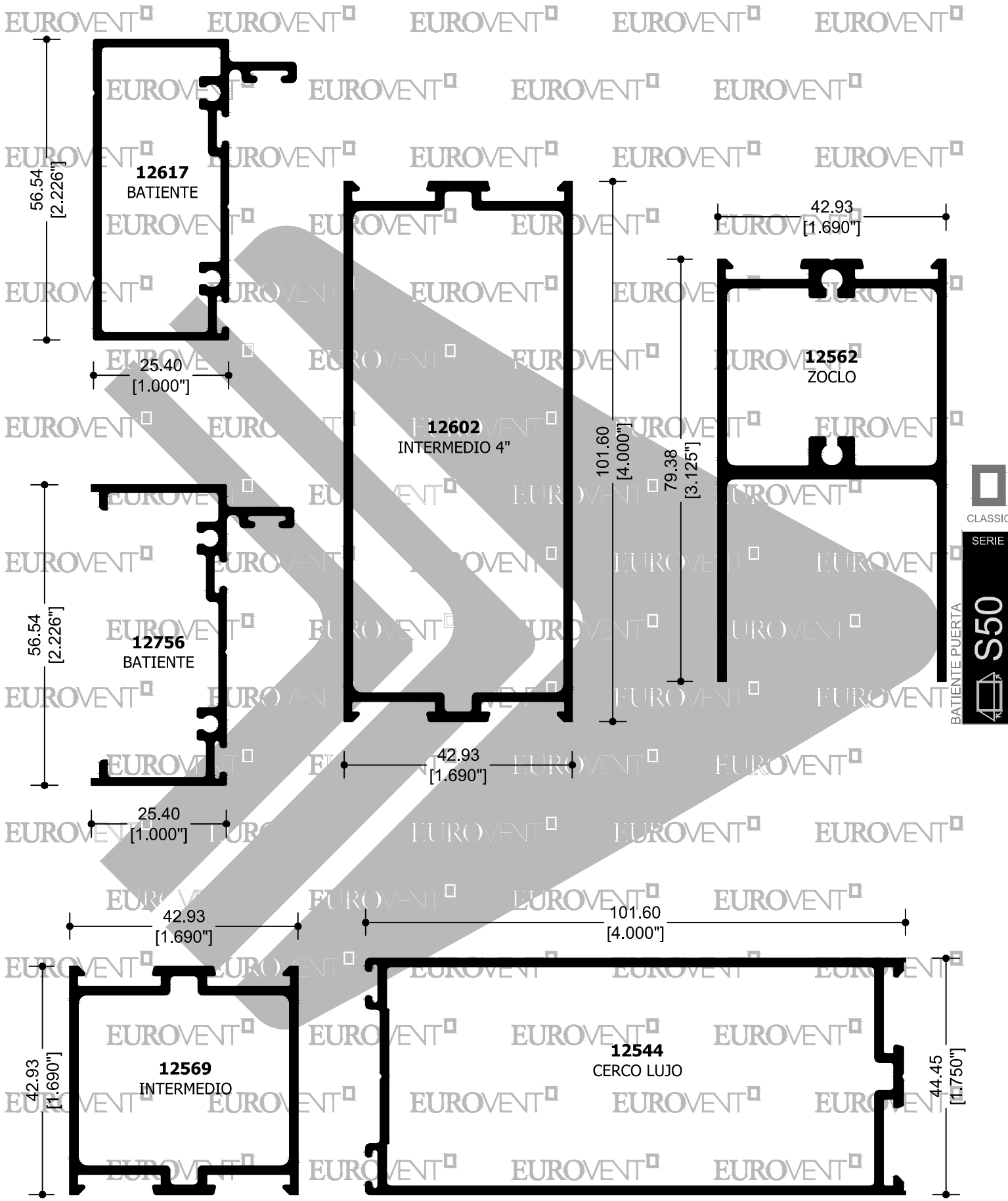
31.75
[1.250"]

EUROVENT EUROVENT EUROVENT EUROVENT EUROVENT

EUROVENT EUROVENT EUROVENT EUROVENT EUROVENT

EUROVENT EUROVENT EUROVENT EUROVENT EUROVENT

12566
SELLO DE HERMETICIDAD

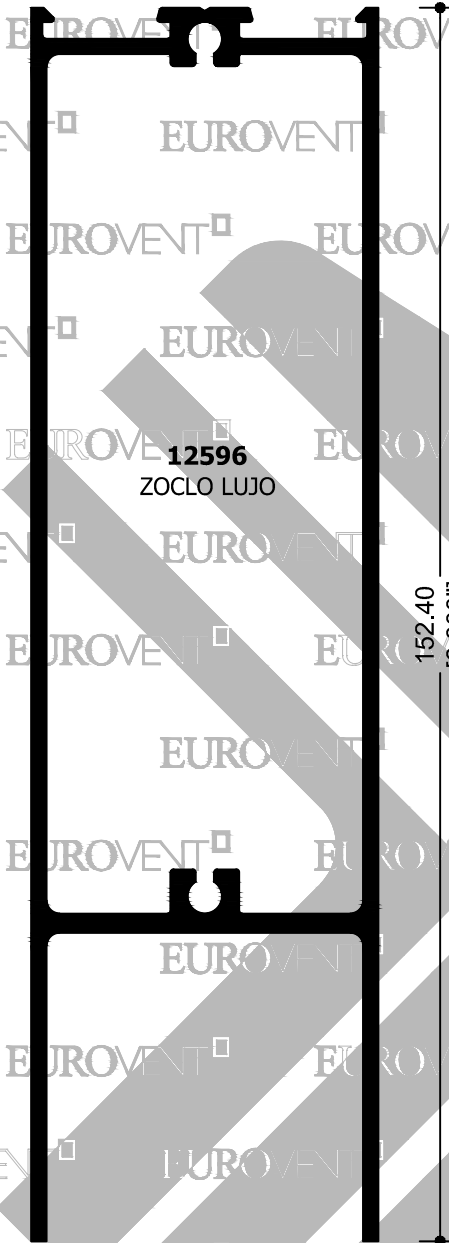


CLASSIC
SERIE
BATIENTE PUERTA
S50

PUERTA BATIENTE RESIDENCIAL S50

EUROVENT

EUROVENT 42.93 [1.690"] EUROVENT EUROVENT EUROVENT



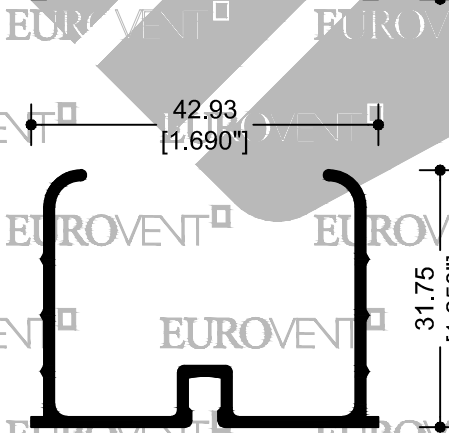
12596
ZOCLO LUJO

67739
ZOCLO LUJO

152.40
[6.000"]

42.93
[1.690"]

254.00
[10.000"]



42.93
[1.690"]

31.75
[1.250"]

12566
SELLO DE HERMETICIDAD

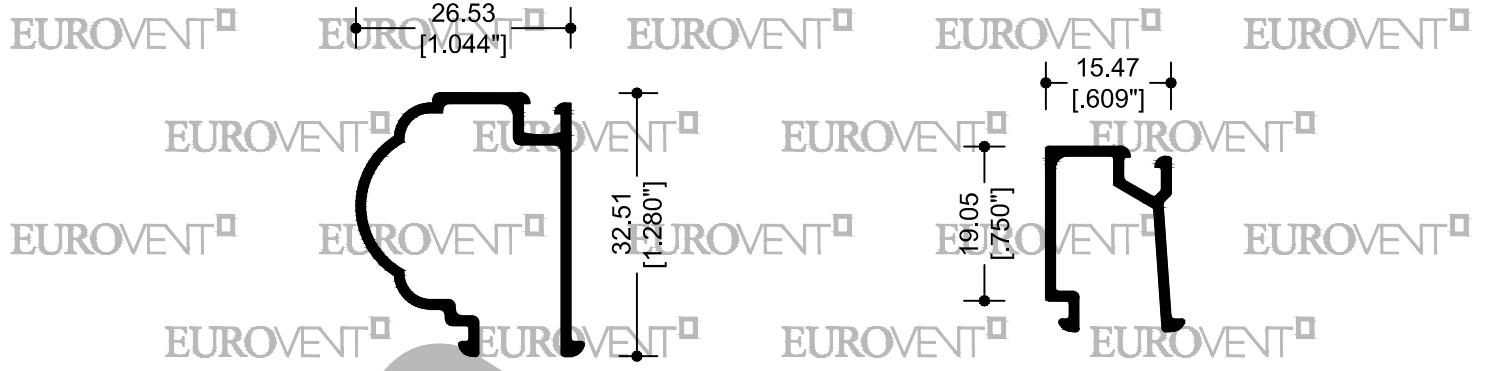


CLASSIC

SERIE


S50

BATIENTE PUERTA



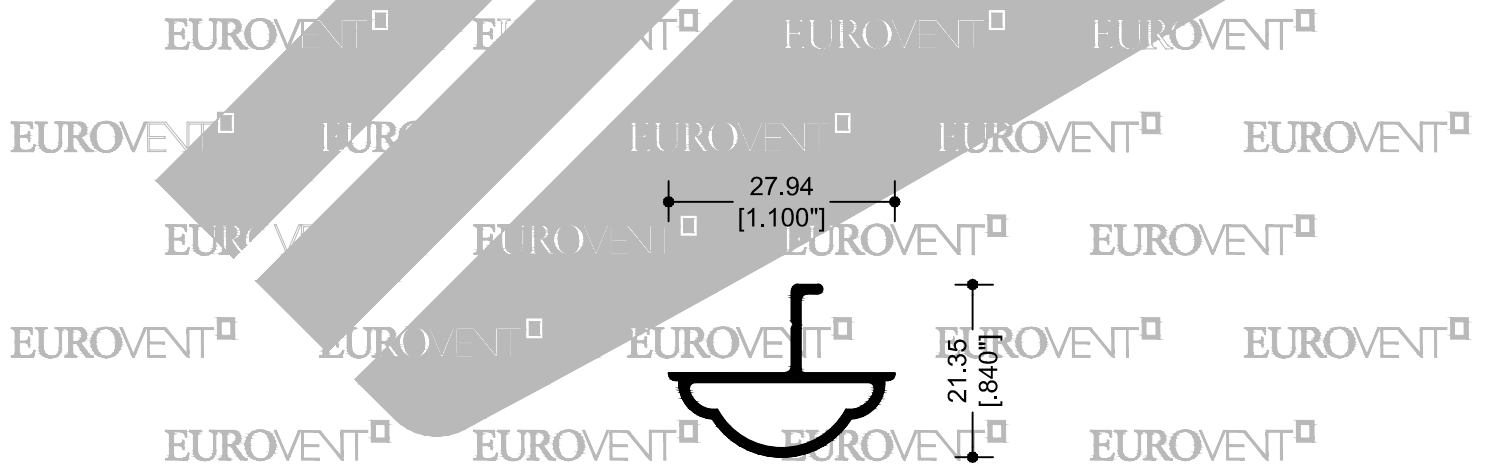
12595
JUNQUILLO ALTO RELIEVE

12543
JUNQUILLO



12576
JUNQUILLO COLONIAL

12603
JUNQUILLO DOBLE VIDRIO



12653
ADAPTADOR INTERMEDIO

CLASSIC
SERIE
S50
BATIENTE

63.50 [2.500"]

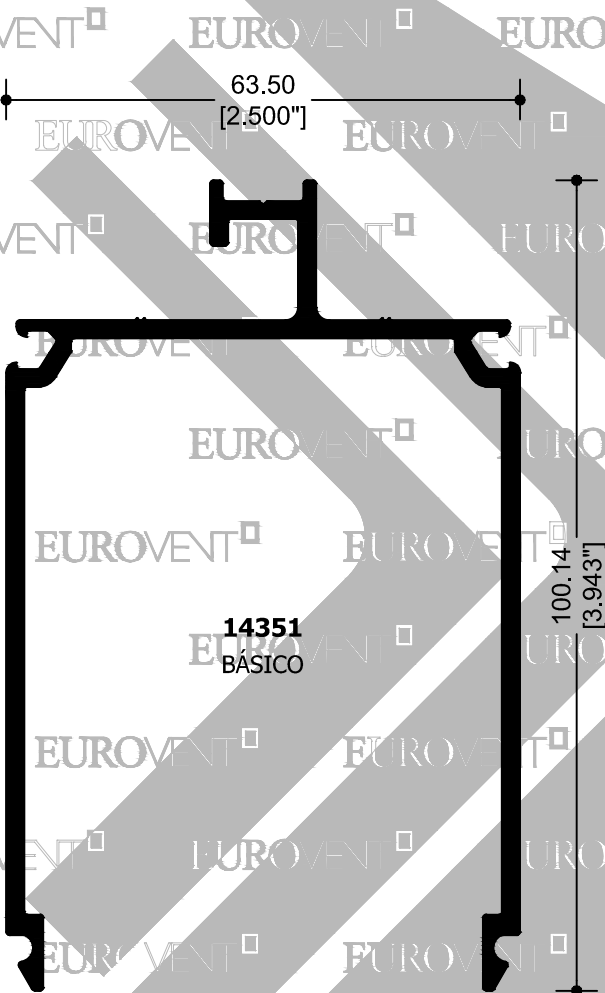


14349
TAPA PARA BÁSICO

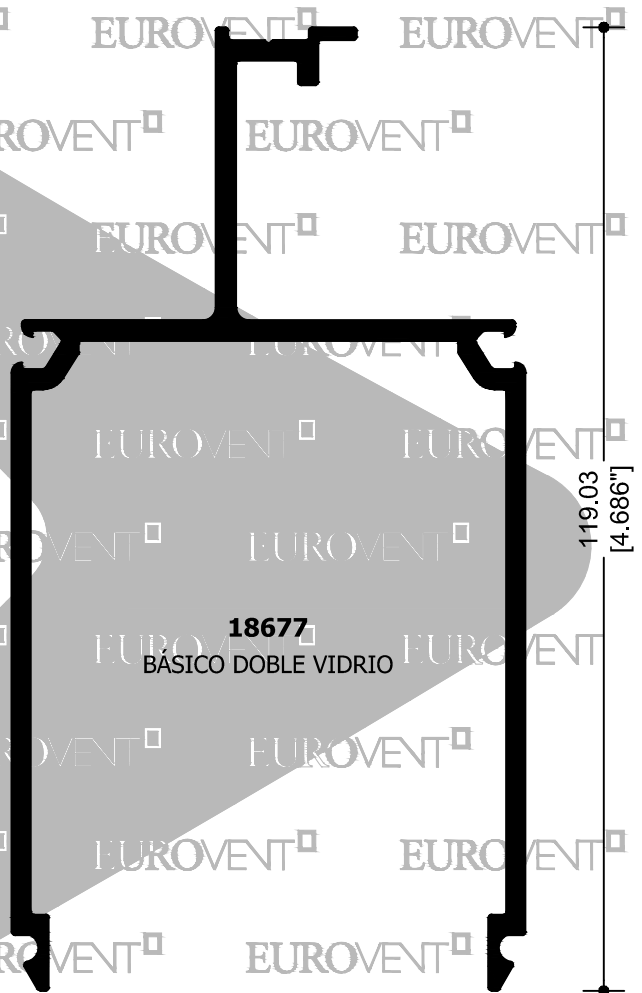


14350
MOLDURA DE UNIÓN

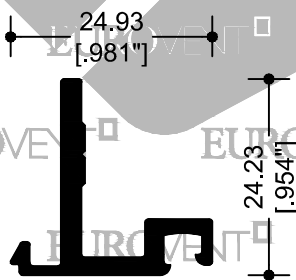
63.50 [2.500"]



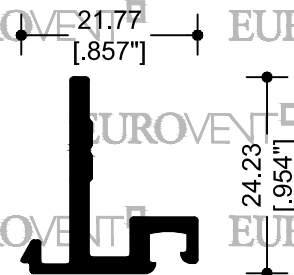
14351
BÁSICO



18677
BÁSICO DOBLE VIDRIO



61610
ADAPTADOR 6 mm.



18988
ADAPTADOR 9 mm.

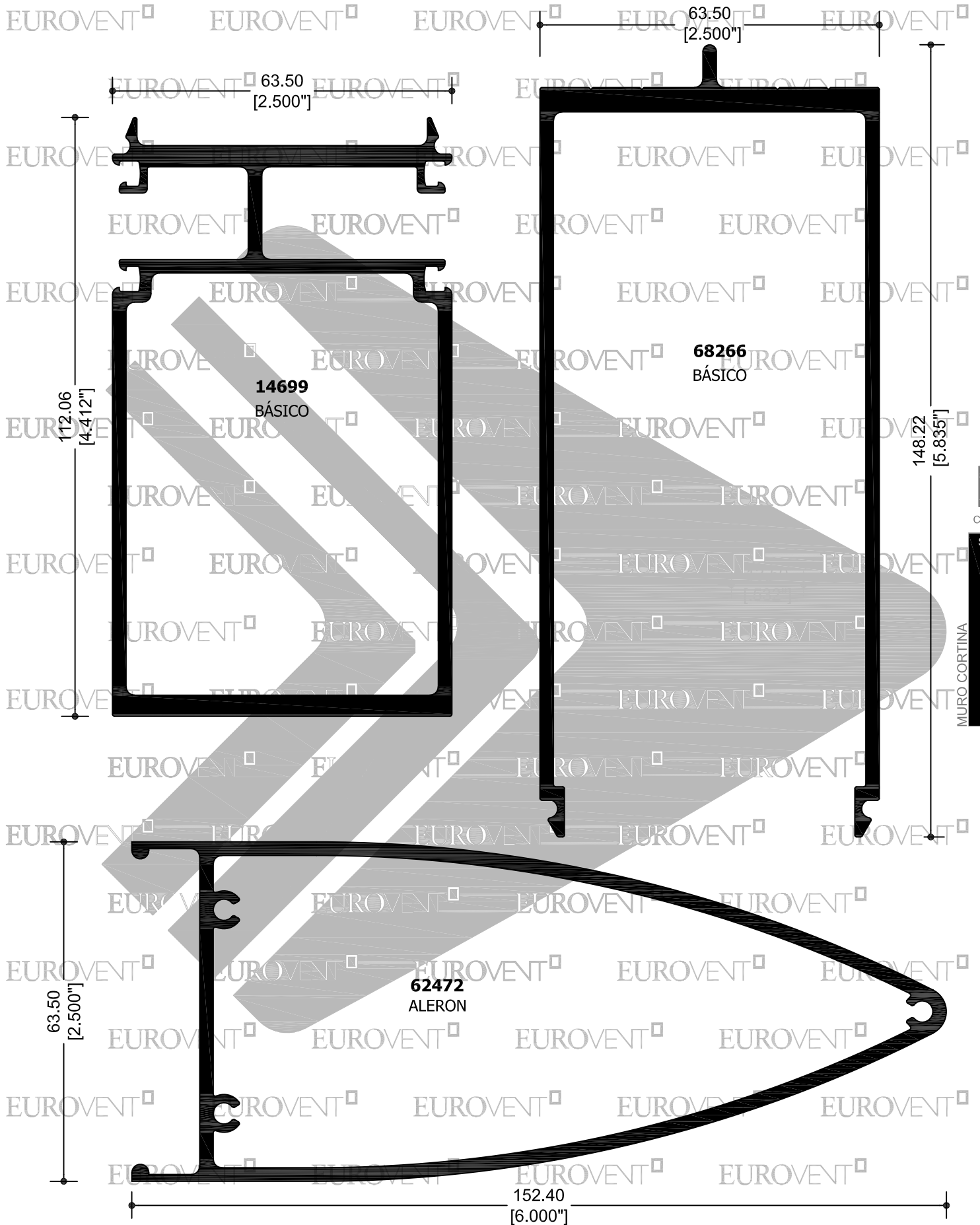


CLASSIC

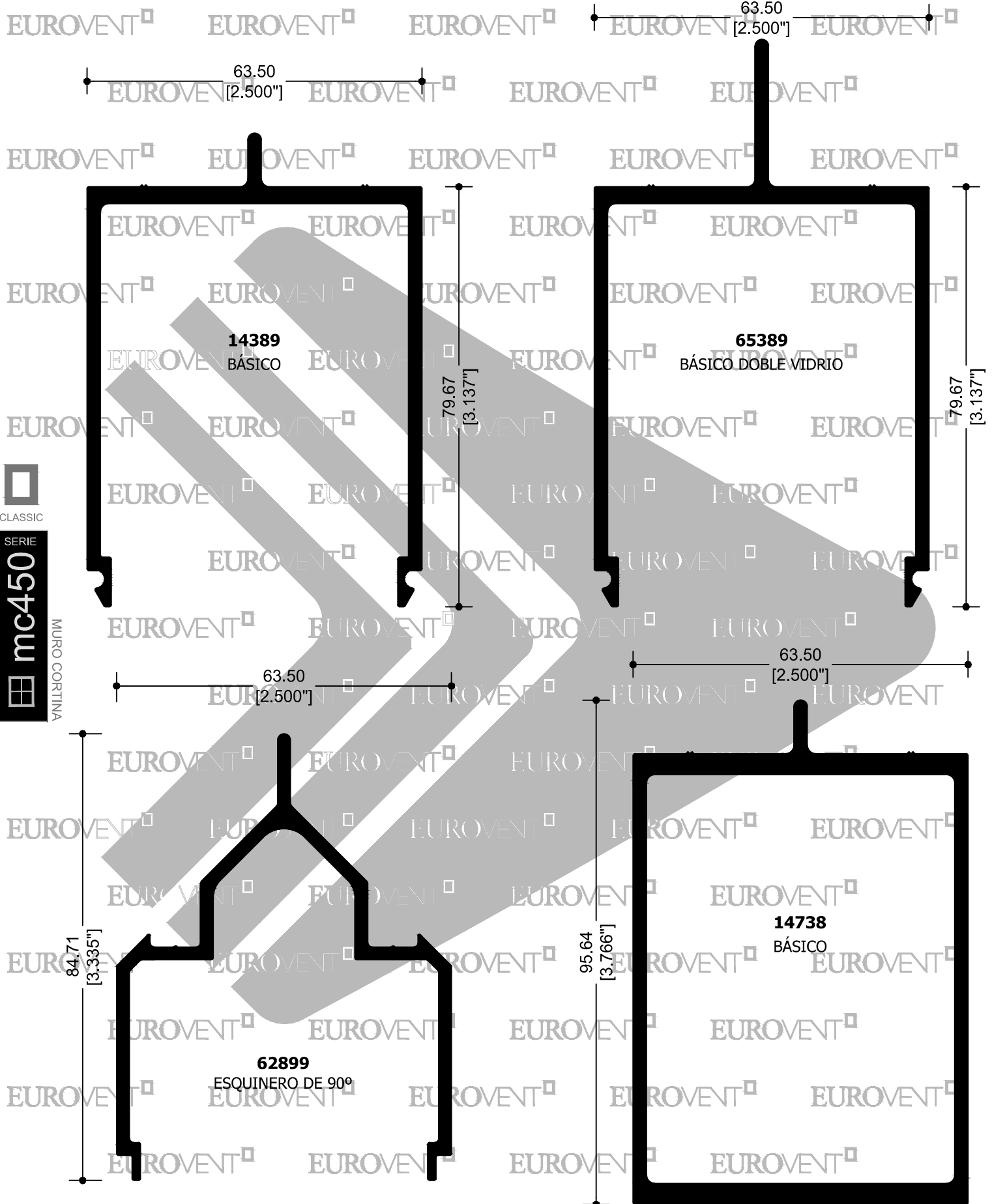
SERIE

mc450

BATIENTE Y PROYECCION



CLASSIC
SERIE
mc450
MURO CORTINA



CLASSIC

SERIE

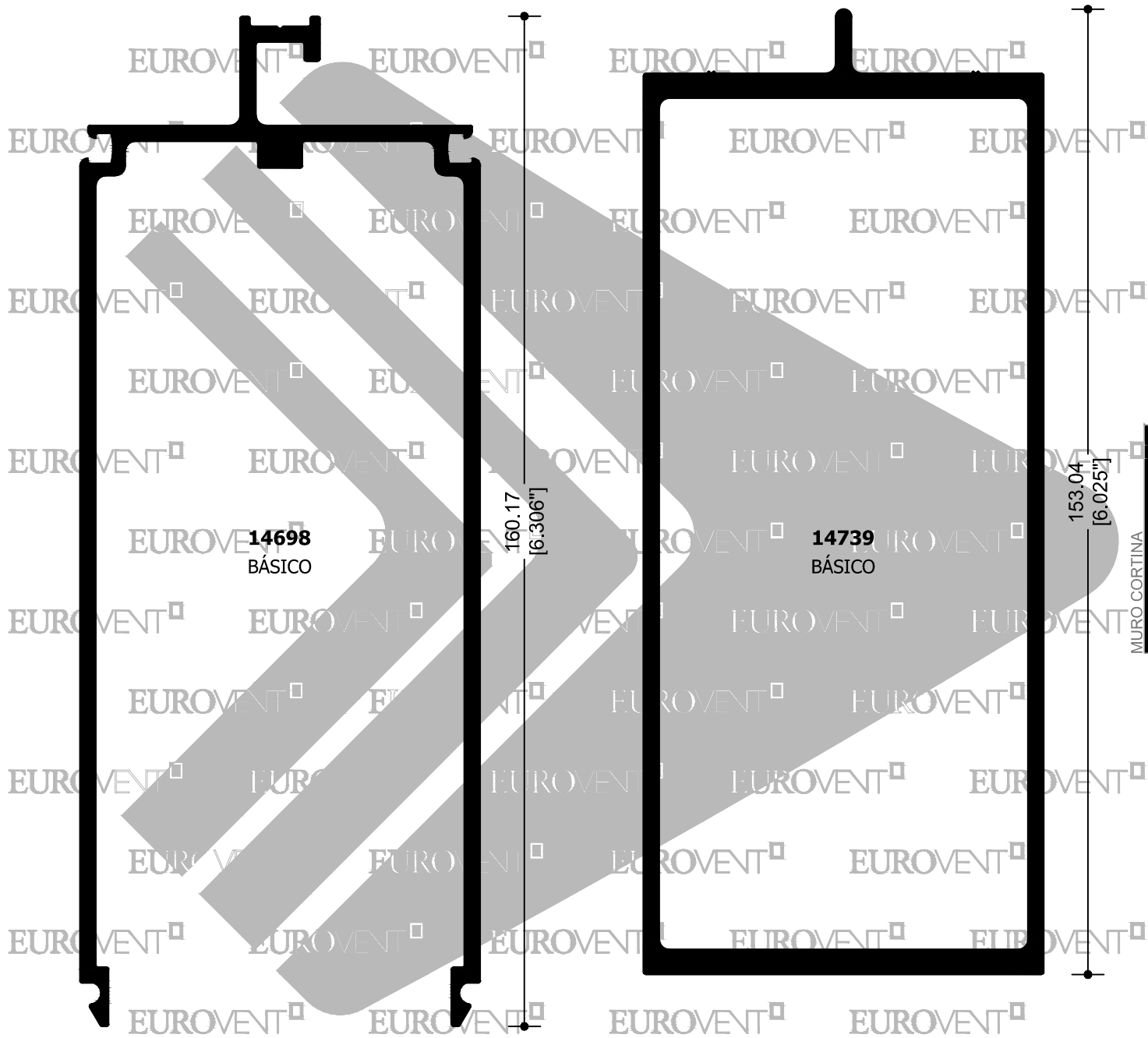
mc450

MURO CORTINA

EUROVENT EUROVENT EUROVENT EUROVENT EUROVENT

EUROVENT EUROVENT EUROVENT EUROVENT

EUROVENT EUROVENT EUROVENT EUROVENT EUROVENT



14698
BÁSICO

160.17
[6.306"]

14739
BÁSICO

153.04
[6.025"]



CLASSIC

SERIE

mc450

MURO CORTINA

EUROVENT EUROVENT EUROVENT EUROVENT EUROVENT

EUROVENT EUROVENT EUROVENT EUROVENT

EUROVENT EUROVENT EUROVENT EUROVENT EUROVENT

63.50 [2.500"] 63.50 [2.500"]

EUROVENT EUROVENT EUROVENT EUROVENT EUROVENT

EUROVENT EUROVENT EUROVENT EUROVENT EUROVENT

EUROVENT EUROVENT EUROVENT EUROVENT EUROVENT



CLASSIC

SERIE

mc450

MURO CORTINA

61427

BÁSICO DOBLE
VIDRIO

179.35
[7.061"]

61428

BÁSICO DOBLE
VIDRIO

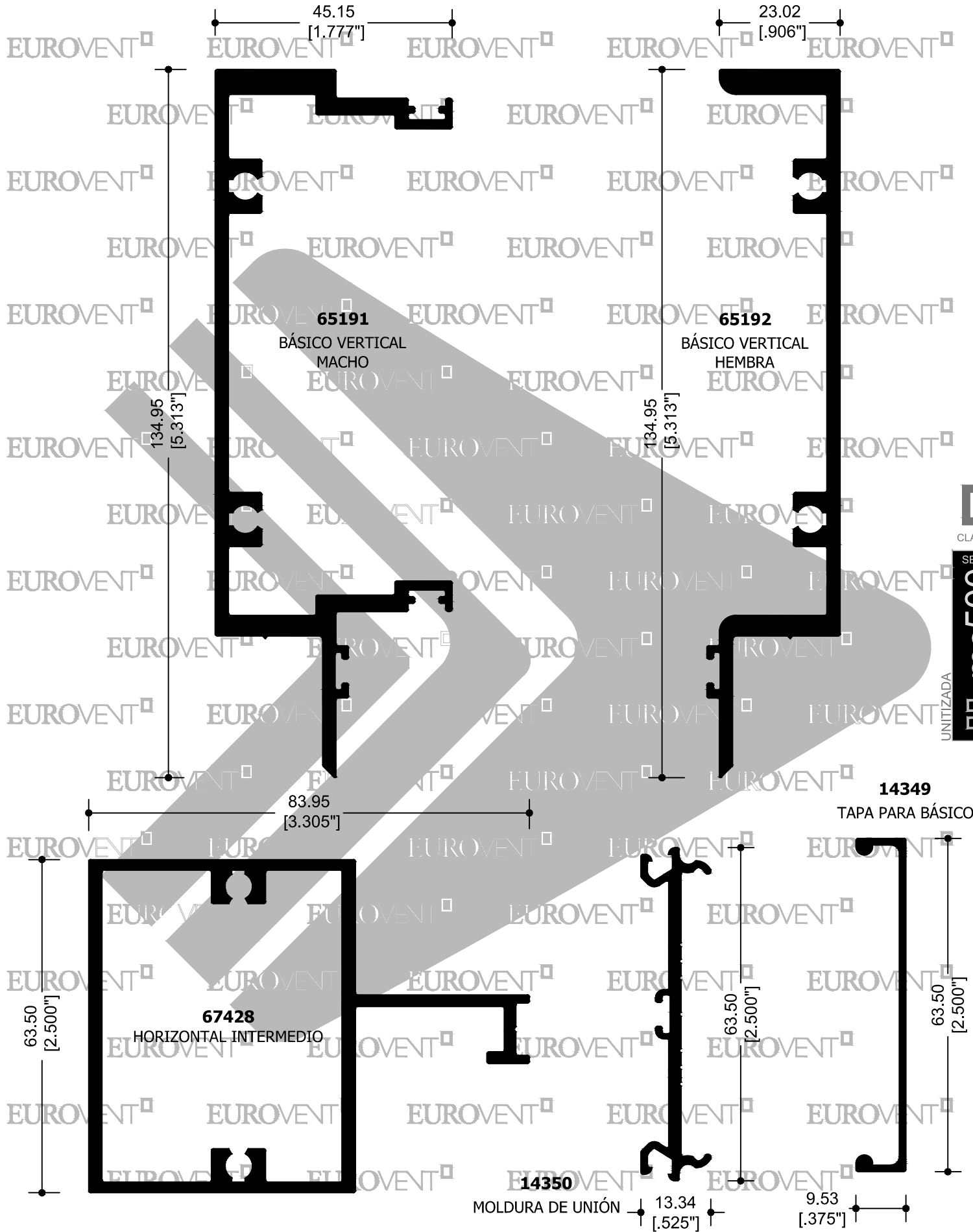
182.01
[7.166"]

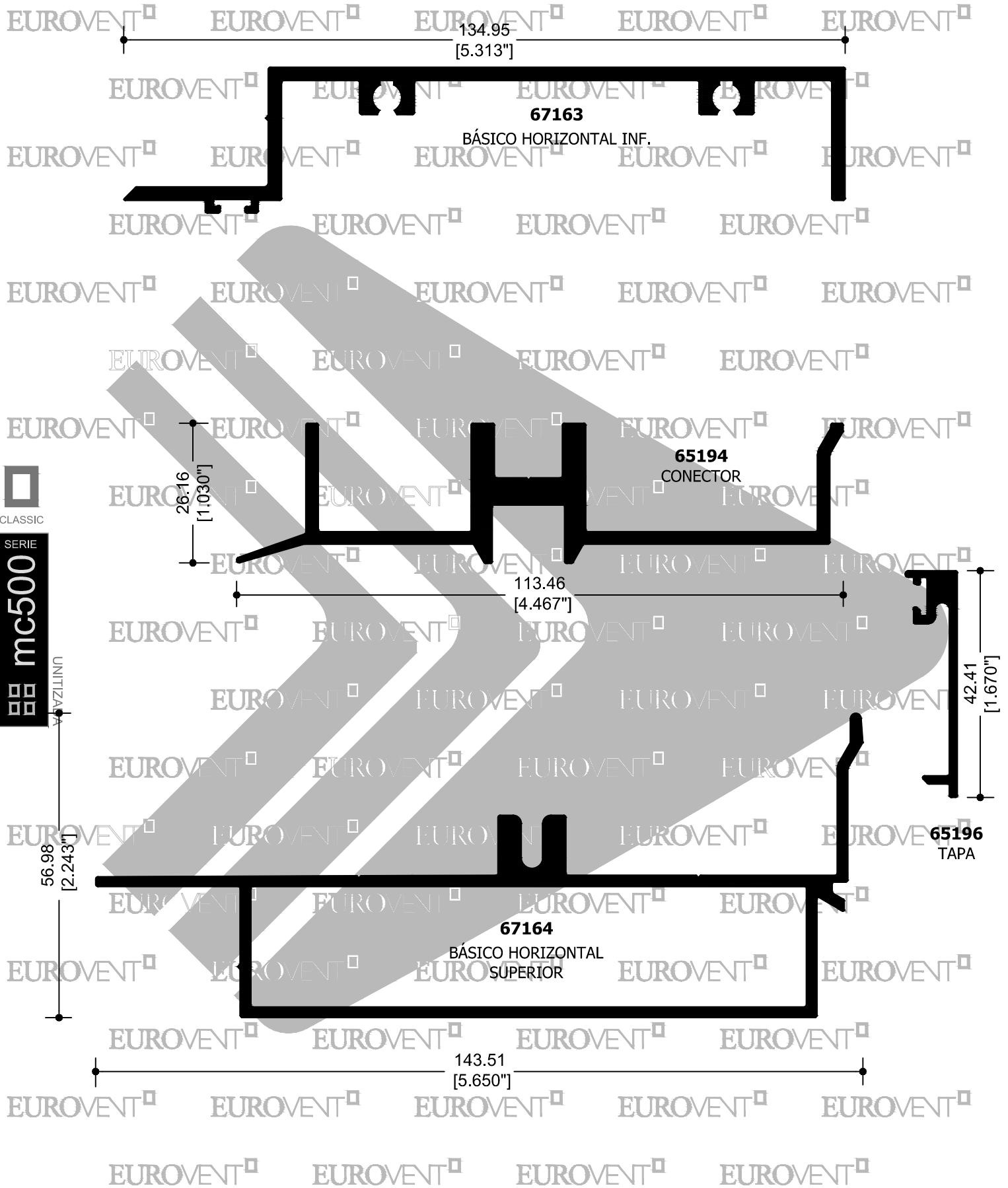
EUROVENT EUROVENT EUROVENT EUROVENT EUROVENT

EUROVENT EUROVENT EUROVENT EUROVENT EUROVENT

EUROVENT EUROVENT EUROVENT EUROVENT EUROVENT

EUROVENT EUROVENT EUROVENT EUROVENT





SERIE

mc500

UNITIZADA

56.98 [2.243"]

EUROVENT EUROVENT EUROVENT 109.20 [4.299"] EUROVENT EUROVENT

EUROVENT EUROVENT EUROVENT EUROVENT EUROVENT

EUROVENT EUROVENT EUROVENT 67430 EUROVENT EUROVENT

VERTICAL ESQUINERO 90° DER.

EUROVENT EUROVENT EUROVENT EUROVENT EUROVENT

EUROVENT EUROVENT EUROVENT EUROVENT EUROVENT

EUROVENT EUROVENT EUROVENT EUROVENT EUROVENT

EUROVENT EUROVENT EUROVENT EUROVENT EUROVENT

EUROVENT EUROVENT EUROVENT EUROVENT EUROVENT

EUROVENT EUROVENT EUROVENT EUROVENT EUROVENT

EUROVENT EUROVENT EUROVENT EUROVENT EUROVENT

EUROVENT EUROVENT EUROVENT EUROVENT EUROVENT

EUROVENT EUROVENT EUROVENT EUROVENT EUROVENT

EUROVENT EUROVENT EUROVENT EUROVENT EUROVENT

EUROVENT EUROVENT EUROVENT EUROVENT EUROVENT

EUROVENT EUROVENT EUROVENT EUROVENT EUROVENT

EUROVENT EUROVENT EUROVENT EUROVENT EUROVENT

EUROVENT EUROVENT EUROVENT EUROVENT EUROVENT

EUROVENT EUROVENT EUROVENT EUROVENT EUROVENT

109.88 [4.326"]

67429

VERTICAL ESQUINERO 90° IZQ.

CLASSIC
SERIE
mc500
UNITIZADA

EUROVENT EUROVENT EUROVENT EUROVENT EUROVENT

EUROVENT EUROVENT EUROVENT EUROVENT

EUROVENT EUROVENT EUROVENT EUROVENT EUROVENT

EUROVENT EUROVENT EUROVENT EUROVENT EUROVENT

EUROVENT EUROVENT EUROVENT EUROVENT EUROVENT

EUROVENT EUROVENT EUROVENT EUROVENT EUROVENT

EUROVENT EUROVENT EUROVENT EUROVENT EUROVENT

EUROVENT EUROVENT EUROVENT EUROVENT EUROVENT

EUROVENT EUROVENT EUROVENT EUROVENT EUROVENT

EUROVENT EUROVENT EUROVENT EUROVENT EUROVENT

EUROVENT EUROVENT EUROVENT EUROVENT EUROVENT

EUROVENT EUROVENT EUROVENT EUROVENT EUROVENT

EUROVENT EUROVENT EUROVENT EUROVENT EUROVENT

EUROVENT EUROVENT EUROVENT EUROVENT EUROVENT

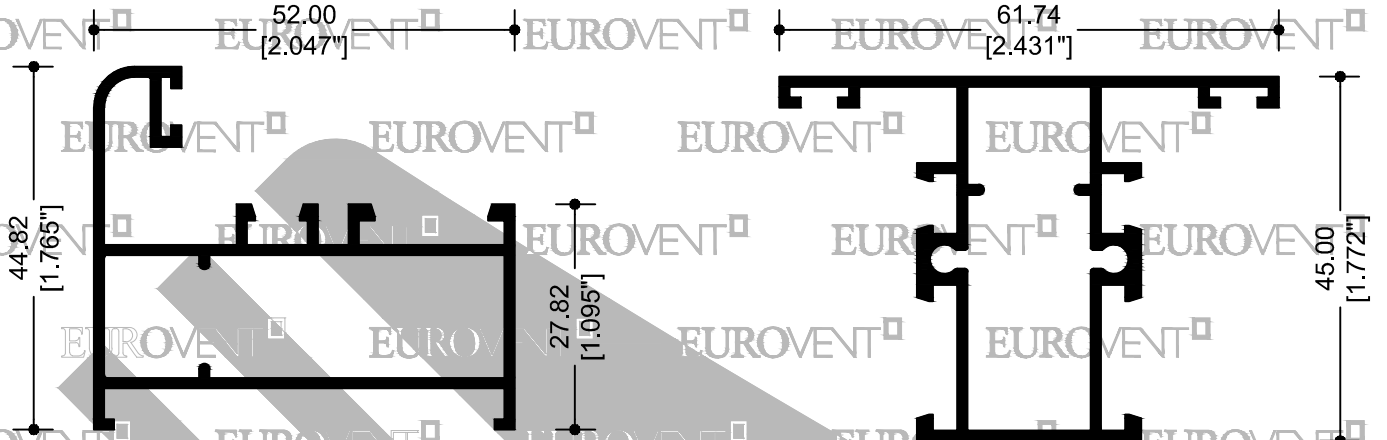
EUROVENT EUROVENT EUROVENT EUROVENT EUROVENT

EUROVENT EUROVENT EUROVENT EUROVENT EUROVENT

EUROVENT EUROVENT EUROVENT EUROVENT EUROVENT

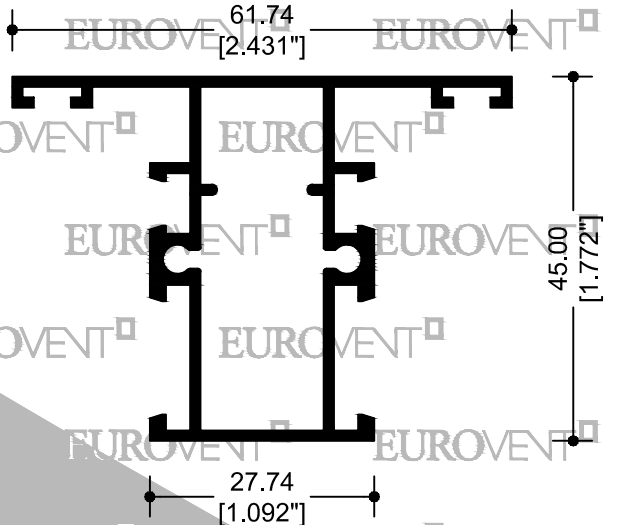
EUROVENT EUROVENT EUROVENT EUROVENT EUROVENT

EUROVENT EUROVENT EUROVENT EUROVENT EUROVENT



62033

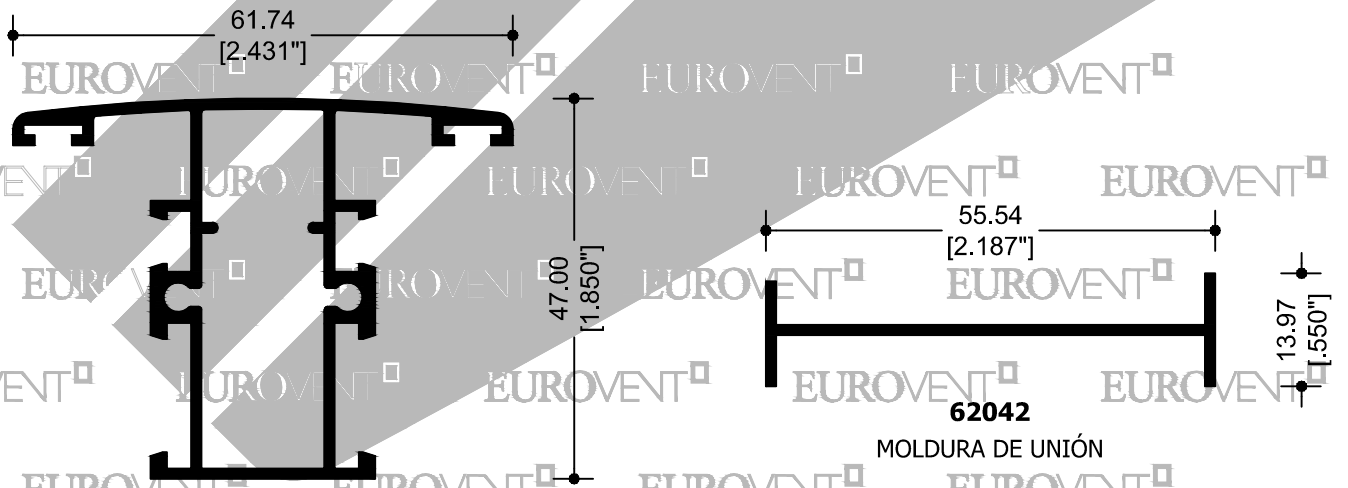
"L" CONTRAMARCO



27.74 [1.092"]

62041

INTERMEDIO CUADRÍCULA



62028

"T" INTERMEDIO



62042

MOLDURA DE UNIÓN



PREMIUM

SERIE

S45

FIJO

EUROVENT EUROVENT EUROVENT EUROVENT EUROVENT

EUROVENT EUROVENT EUROVENT EUROVENT

EUROVENT EUROVENT EUROVENT EUROVENT EUROVENT

EUROVENT EUROVENT EUROVENT EUROVENT

EUROVENT EUROVENT EUROVENT EUROVENT

EUROVENT EUROVENT EUROVENT EUROVENT

EUROVENT EUROVENT EUROVENT EUROVENT

EUROVENT EUROVENT EUROVENT EUROVENT

EUROVENT EUROVENT EUROVENT EUROVENT

EUROVENT EUROVENT EUROVENT EUROVENT

EUROVENT EUROVENT EUROVENT EUROVENT

EUROVENT EUROVENT EUROVENT EUROVENT

EUROVENT EUROVENT EUROVENT EUROVENT

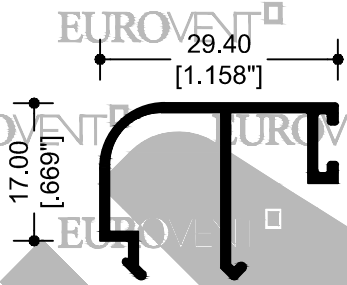
EUROVENT EUROVENT EUROVENT EUROVENT

EUROVENT EUROVENT EUROVENT EUROVENT

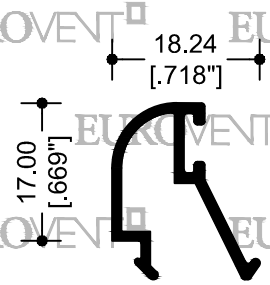
EUROVENT EUROVENT EUROVENT EUROVENT

EUROVENT EUROVENT EUROVENT EUROVENT

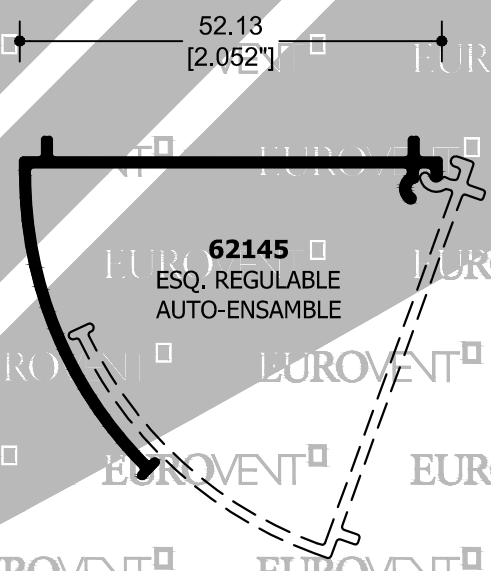
EUROVENT EUROVENT EUROVENT EUROVENT



62029
JUNQUILLO 6mm.

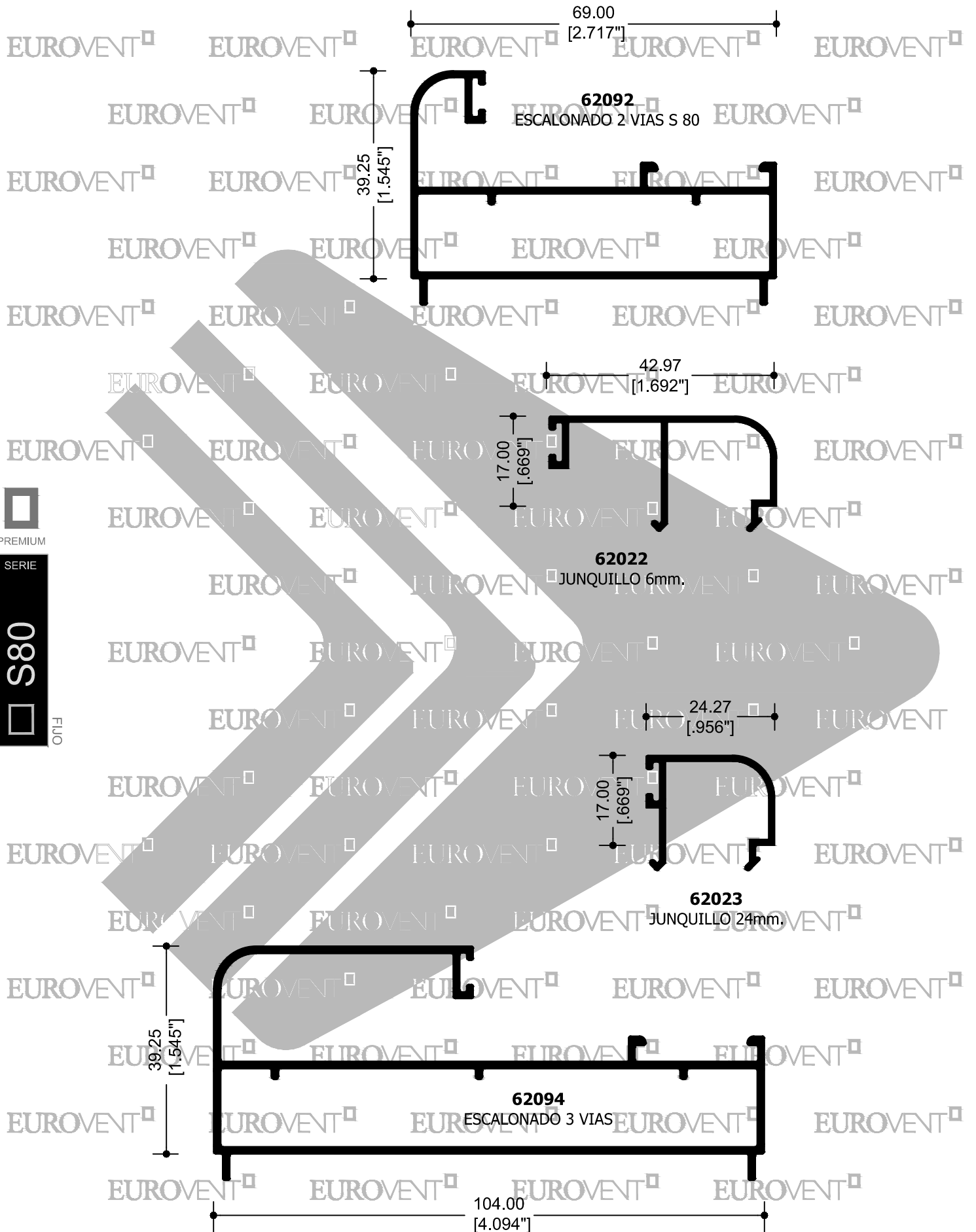


62030
JUNQUILLO 24mm.



62145
ESQ. REGULABLE
AUTO-ENSAMBLE

PREMIUM
SERIE
S45
FIJO



PREMIUM
SERIE

S80

FILLO

EUROVENT[□] EUROVENT[□] EUROVENT[□] EUROVENT[□] EUROVENT[□]

EUROVENT[□] EUROVENT[□] EUROVENT[□] EUROVENT[□] EUROVENT[□]

EUROVENT[□] EUROVENT[□] EUROVENT[□] EUROVENT[□] EUROVENT[□]

EUROVENT[□] EUROVENT[□] EUROVENT[□] EUROVENT[□] EUROVENT[□]

EUROVENT[□] EUROVENT[□] EUROVENT[□] EUROVENT[□] EUROVENT[□]

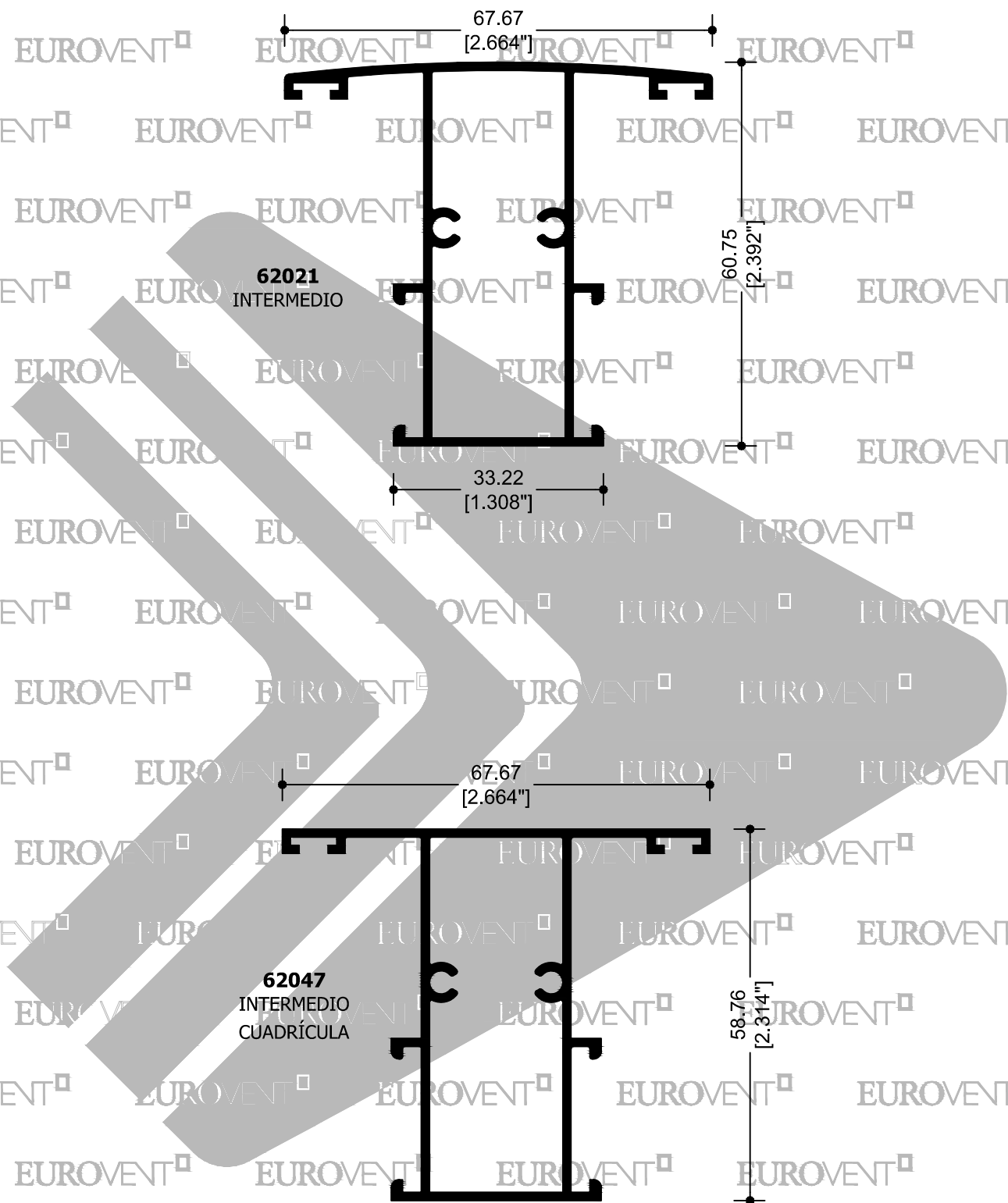
EUROVENT[□] EUROVENT[□] EUROVENT[□] EUROVENT[□] EUROVENT[□]

EUROVENT[□] EUROVENT[□] EUROVENT[□] EUROVENT[□] EUROVENT[□]

EUROVENT[□] EUROVENT[□] EUROVENT[□] EUROVENT[□] EUROVENT[□]

EUROVENT[□] EUROVENT[□] EUROVENT[□] EUROVENT[□] EUROVENT[□]

EUROVENT[□] EUROVENT[□] EUROVENT[□] EUROVENT[□] EUROVENT[□]



PREMIUM
SERIE
S80
FIJO

EUROVENT EUROVENT EUROVENT EUROVENT EUROVENT

EUROVENT EUROVENT EUROVENT EUROVENT EUROVENT

EUROVENT EUROVENT EUROVENT EUROVENT EUROVENT

EUROVENT EUROVENT EUROVENT EUROVENT EUROVENT

EUROVENT EUROVENT EUROVENT EUROVENT EUROVENT

EUROVENT EUROVENT EUROVENT EUROVENT EUROVENT

EUROVENT EUROVENT EUROVENT EUROVENT EUROVENT

EUROVENT EUROVENT EUROVENT EUROVENT EUROVENT

EUROVENT EUROVENT EUROVENT EUROVENT EUROVENT

EUROVENT EUROVENT EUROVENT EUROVENT EUROVENT

EUROVENT EUROVENT EUROVENT EUROVENT EUROVENT

EUROVENT EUROVENT EUROVENT EUROVENT EUROVENT

EUROVENT EUROVENT EUROVENT EUROVENT EUROVENT

EUROVENT EUROVENT EUROVENT EUROVENT EUROVENT

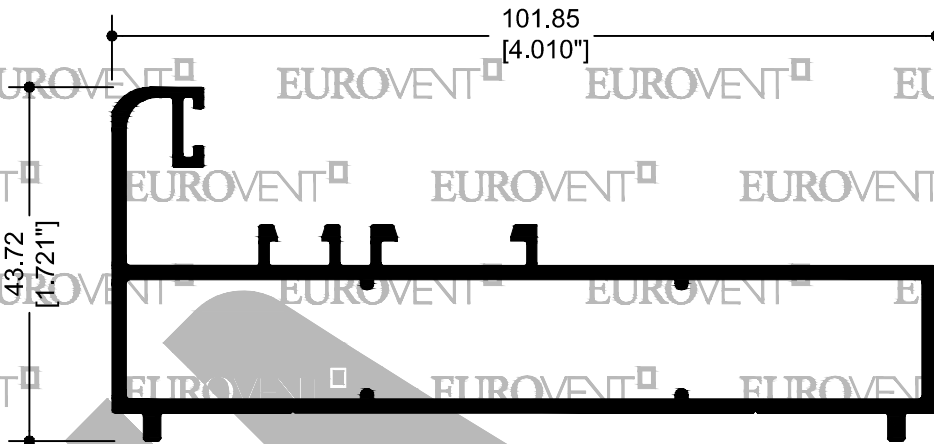
EUROVENT EUROVENT EUROVENT EUROVENT EUROVENT

EUROVENT EUROVENT EUROVENT EUROVENT EUROVENT

EUROVENT EUROVENT EUROVENT EUROVENT EUROVENT

EUROVENT EUROVENT EUROVENT EUROVENT EUROVENT

EUROVENT EUROVENT EUROVENT EUROVENT EUROVENT



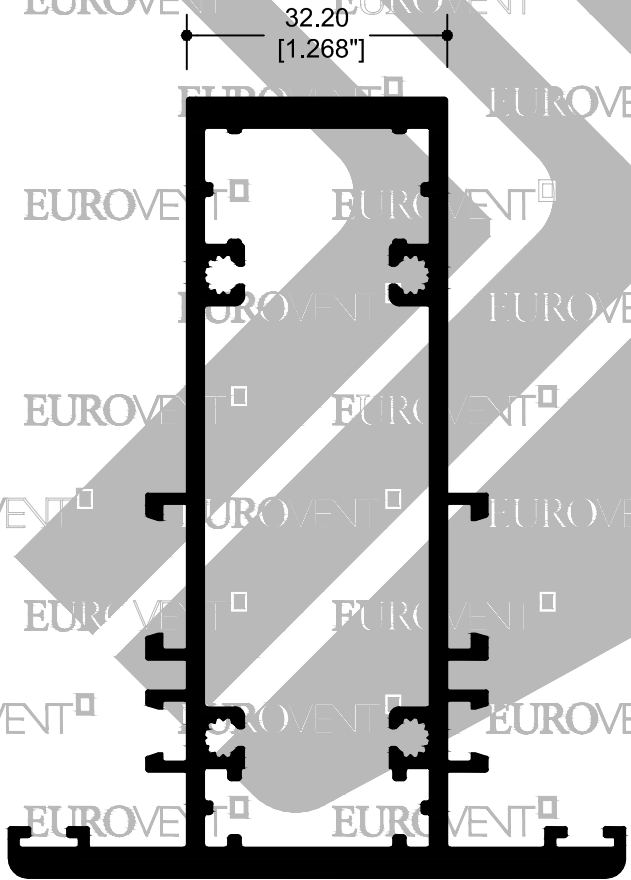
67734
CONTRAMARCO



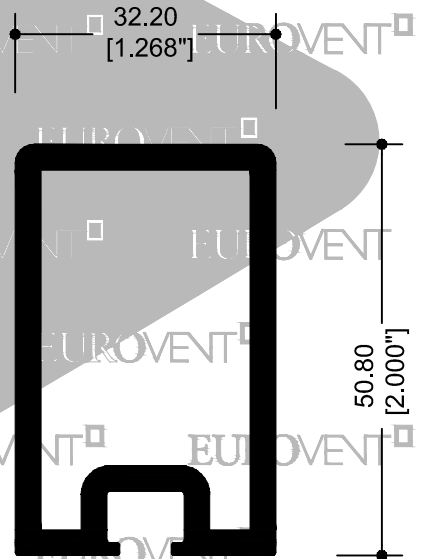
PREMIUM
SERIE

S150

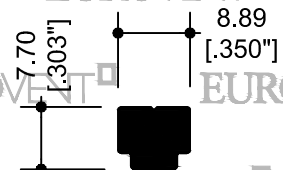
FIJO



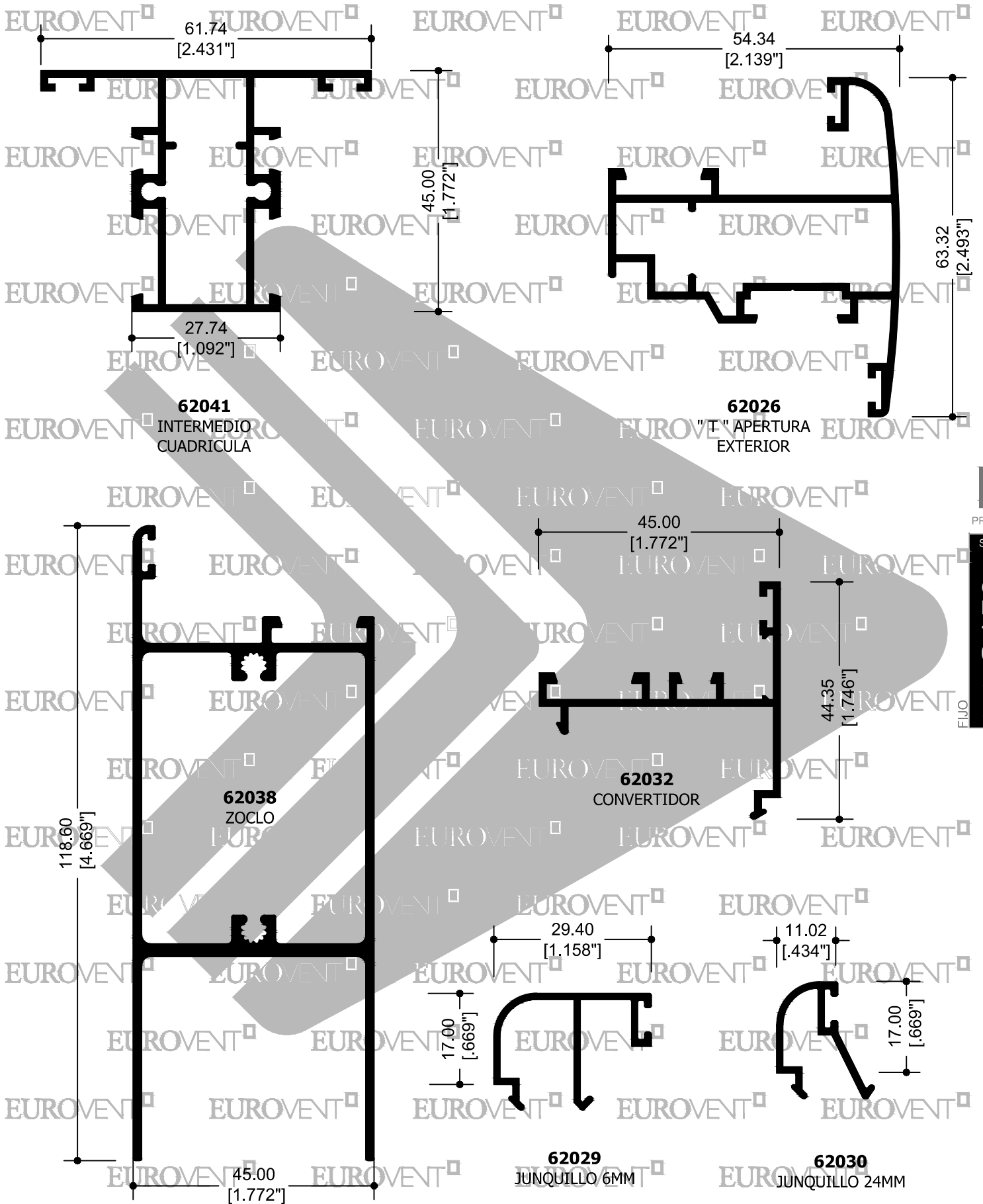
67735
INTERMEDIO PARA
FIJO

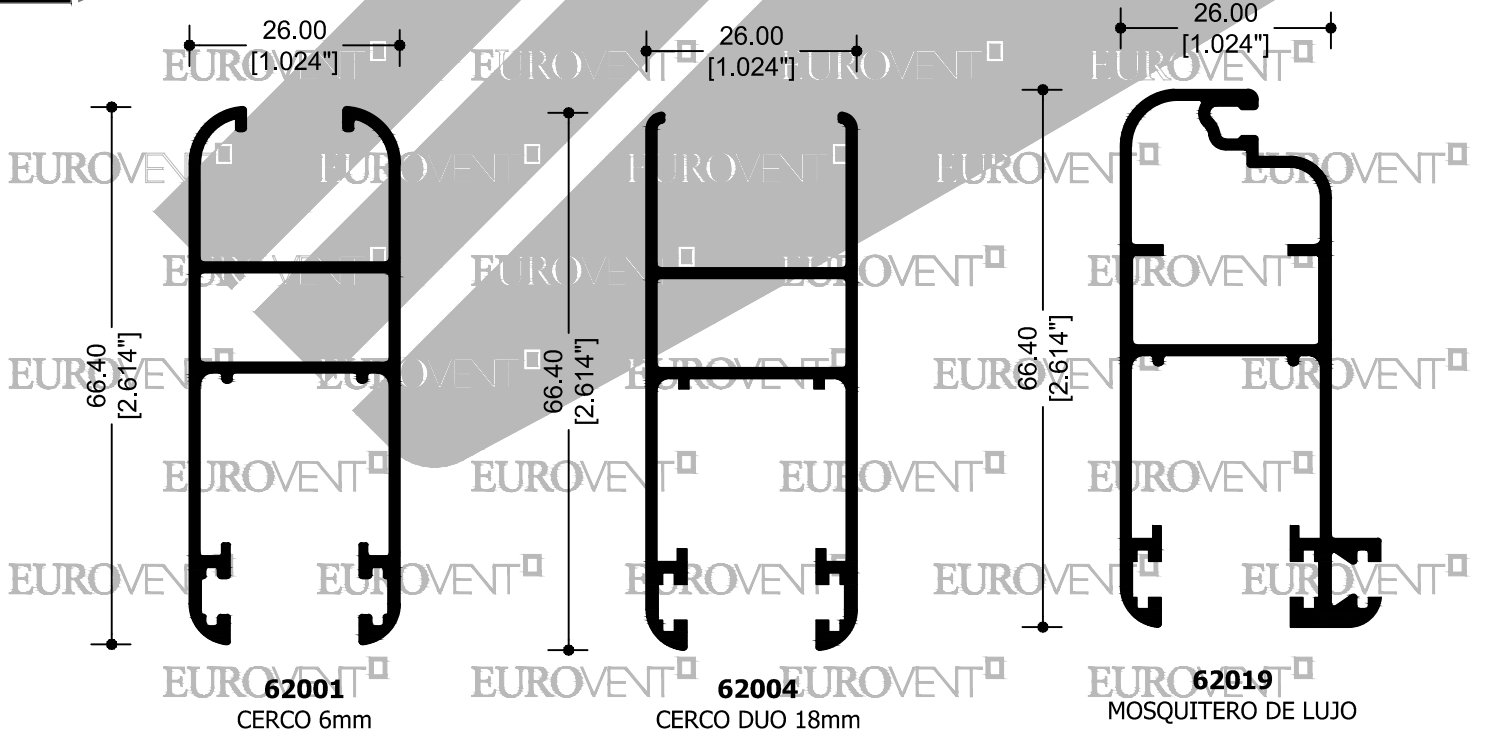
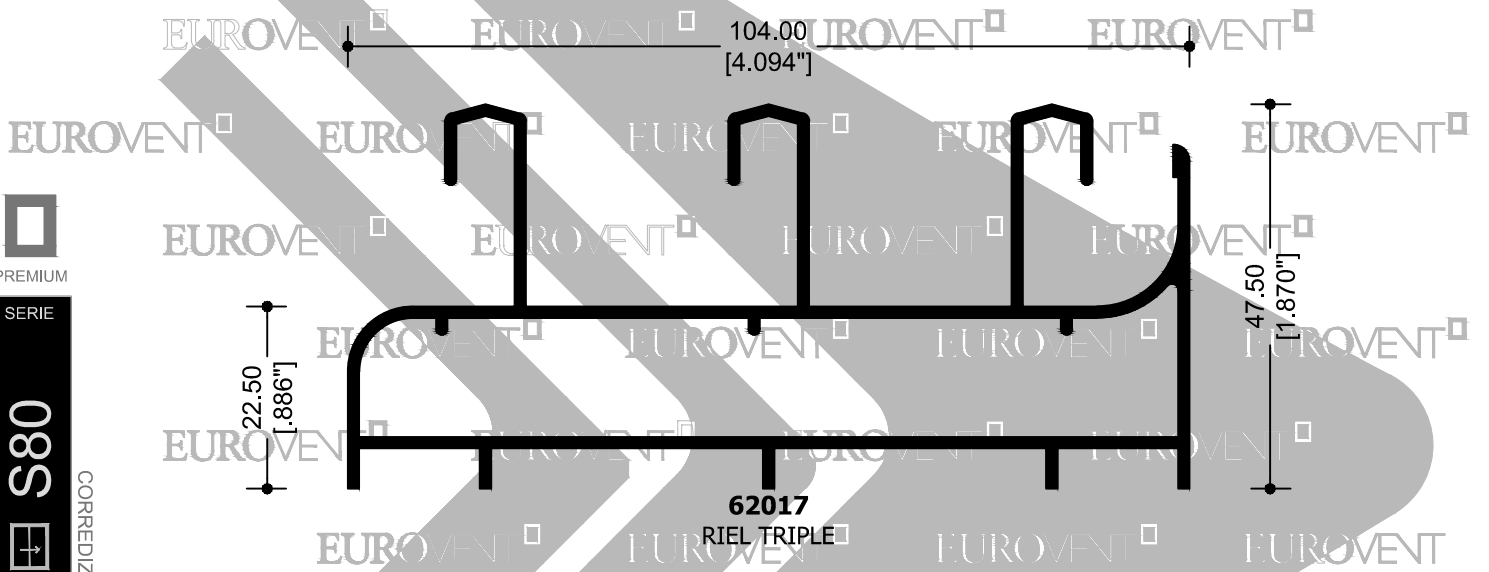
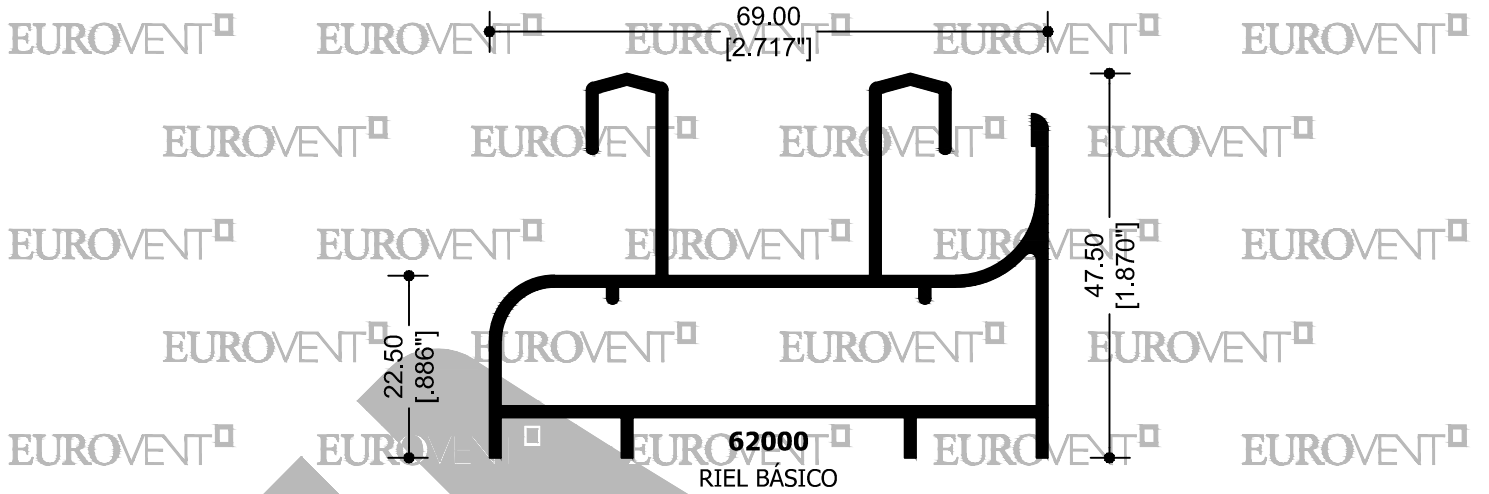


67712
REFUERZO PARA
INTERMEDIO



14412
CONECTOR





PREMIUM
SERIE

S80
CORREDIZA

EUROVENT EUROVENT EUROVENT EUROVENT EUROVENT

EUROVENT EUROVENT EUROVENT EUROVENT

EUROVENT EUROVENT EUROVENT EUROVENT EUROVENT

EUROVENT EUROVENT EUROVENT EUROVENT

EUROVENT EUROVENT EUROVENT EUROVENT EUROVENT

EUROVENT EUROVENT EUROVENT EUROVENT

EUROVENT EUROVENT EUROVENT EUROVENT

EUROVENT EUROVENT EUROVENT EUROVENT

EUROVENT EUROVENT EUROVENT EUROVENT

EUROVENT EUROVENT EUROVENT EUROVENT

EUROVENT EUROVENT EUROVENT EUROVENT

EUROVENT EUROVENT EUROVENT EUROVENT

EUROVENT EUROVENT EUROVENT EUROVENT

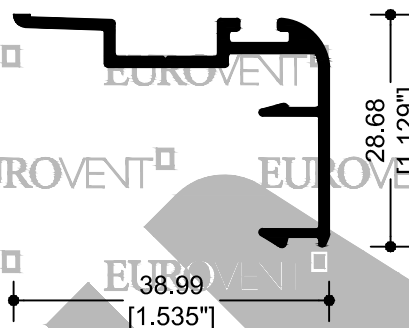
EUROVENT EUROVENT EUROVENT EUROVENT

EUROVENT EUROVENT EUROVENT EUROVENT


EUROVENT EUROVENT EUROVENT EUROVENT

EUROVENT EUROVENT EUROVENT EUROVENT

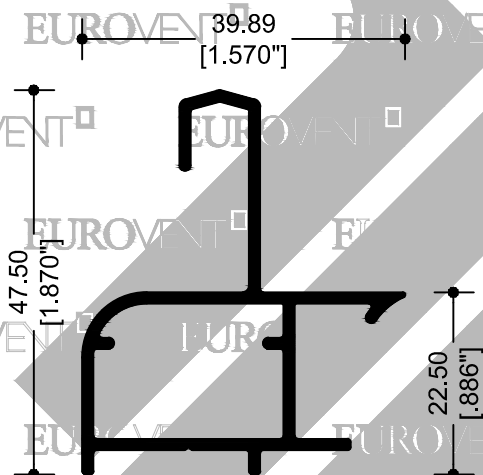
EUROVENT EUROVENT EUROVENT EUROVENT



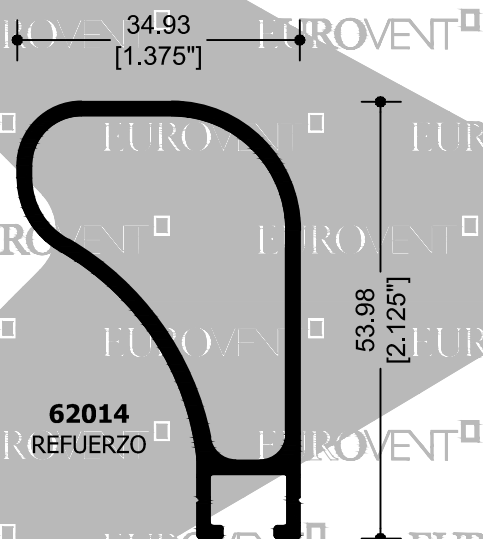
62002
TRASLAPE



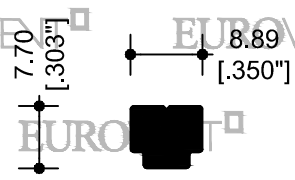
62103
OXHO



64207
ADAPTADOR RIEL



62014
REFUERZO



14412
CONECTOR

PREMIUM
SERIE
S80
CORREDIZO

EUROVENT[®] EUROVENT[®] EUROVENT[®] EUROVENT[®] EUROVENT[®]

EUROVENT[®] EUROVENT[®] EUROVENT[®] EUROVENT[®]

101.85
[4.010"]

EUROVENT[®] EUROVENT[®] EUROVENT[®] EUROVENT[®] EUROVENT[®]

EUROVENT[®] EUROVENT[®] EUROVENT[®] EUROVENT[®] EUROVENT[®]

EUROVENT[®] EUROVENT[®] EUROVENT[®] EUROVENT[®] EUROVENT[®]

EUROVENT[®] EUROVENT[®] EUROVENT[®] EUROVENT[®] EUROVENT[®]

25.17
[1.991"]

50.13
[1.974"]

EUROVENT[®] EUROVENT[®] EUROVENT[®] EUROVENT[®] EUROVENT[®]

62052
RIEL DOBLE

EUROVENT[®] EUROVENT[®] EUROVENT[®] EUROVENT[®] EUROVENT[®]



PREMIUM

SERIE

S150

CORREDIZO

EUROVENT[®] EUROVENT[®] EUROVENT[®] EUROVENT[®] EUROVENT[®]

EUROVENT[®] EUROVENT[®] EUROVENT[®] EUROVENT[®] EUROVENT[®]

154.69
[6.090"]

EUROVENT[®] EUROVENT[®] EUROVENT[®] EUROVENT[®] EUROVENT[®]

EUROVENT[®] EUROVENT[®] EUROVENT[®] EUROVENT[®] EUROVENT[®]

EUROVENT[®] EUROVENT[®] EUROVENT[®] EUROVENT[®] EUROVENT[®]

25.82
[1.017"]

50.89
[2.004"]

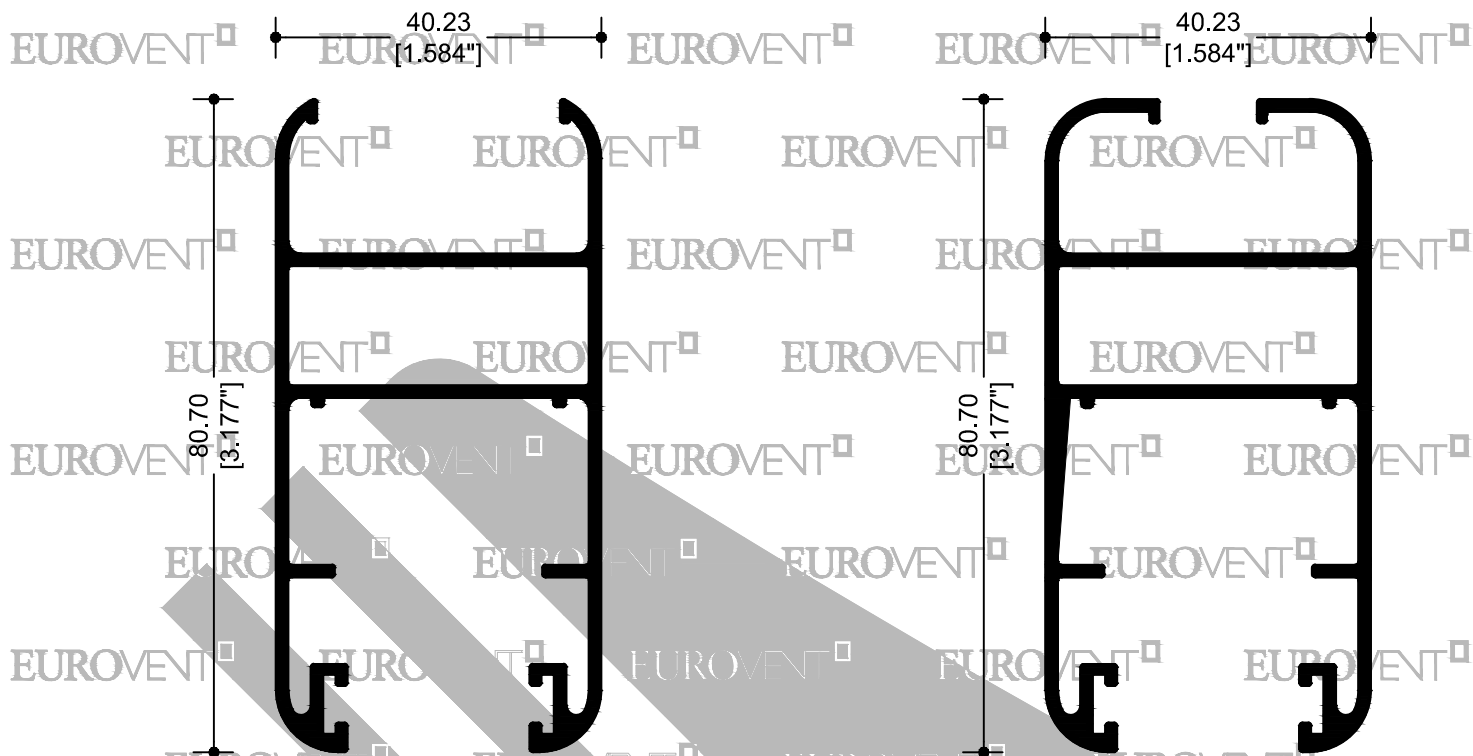
EUROVENT[®] EUROVENT[®] EUROVENT[®] EUROVENT[®] EUROVENT[®]

EUROVENT[®] EUROVENT[®] EUROVENT[®] EUROVENT[®] EUROVENT[®]

62054
RIEL TRIPLE

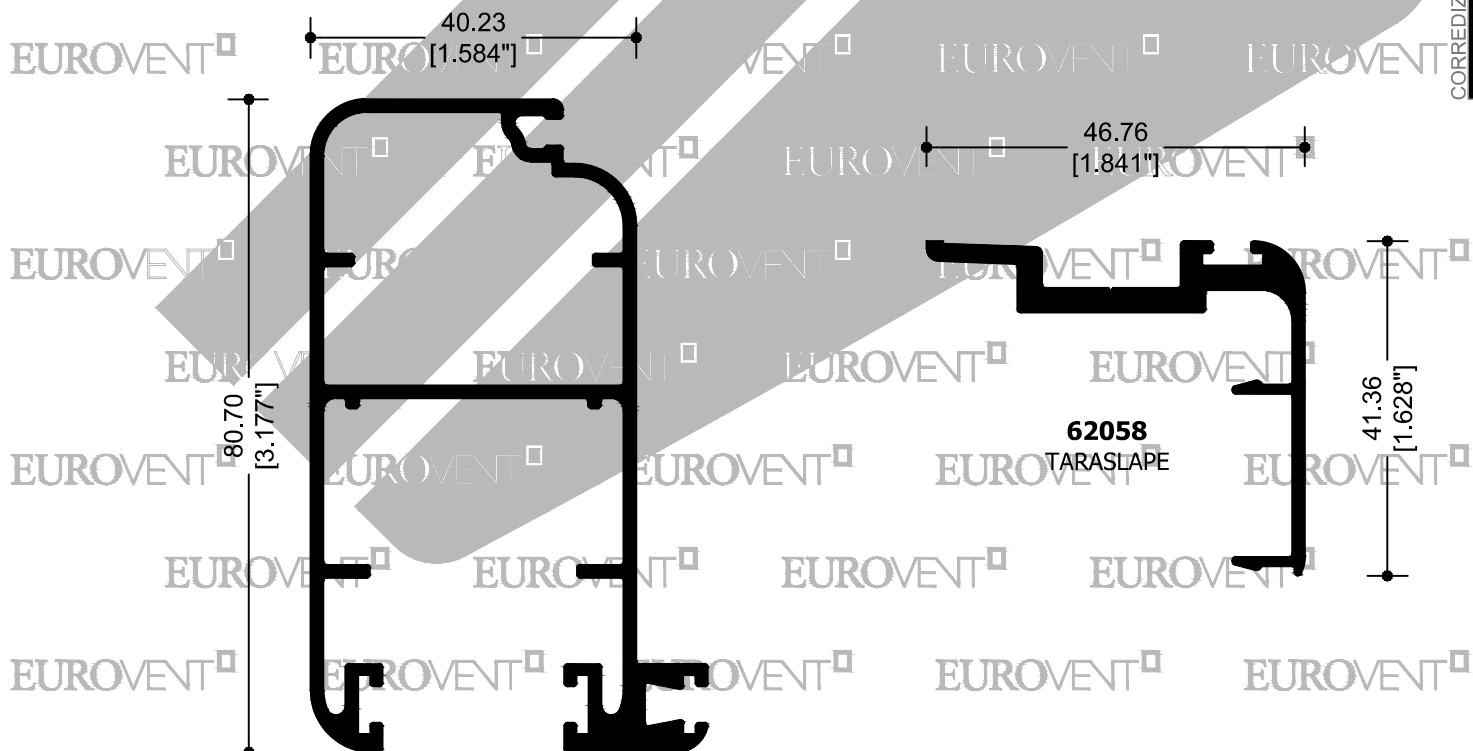
EUROVENT[®] EUROVENT[®] EUROVENT[®] EUROVENT[®] EUROVENT[®]

EUROVENT[®] EUROVENT[®] EUROVENT[®] EUROVENT[®] EUROVENT[®]



62056
CERCO DOBLE VIDRIO 24mm

62055
CERCO 6mm



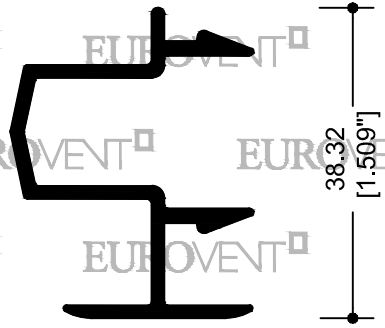
62057
MOSQUITERO

62058
TARASLAPE

PREMIUM
SERIE
S150
CORREDIZO



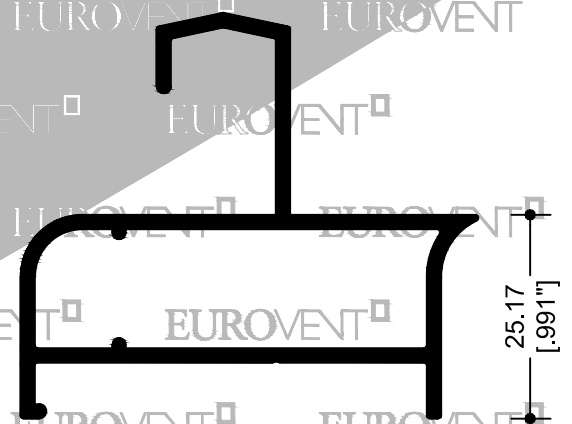
62060
ADAPTADOR CRISTAL 9mm.



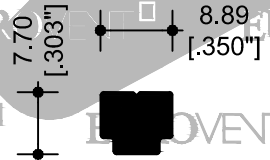
64206
ADAPTADOR OXXO



62014
REFUERZO



62091
ADAPTADOR RIEL



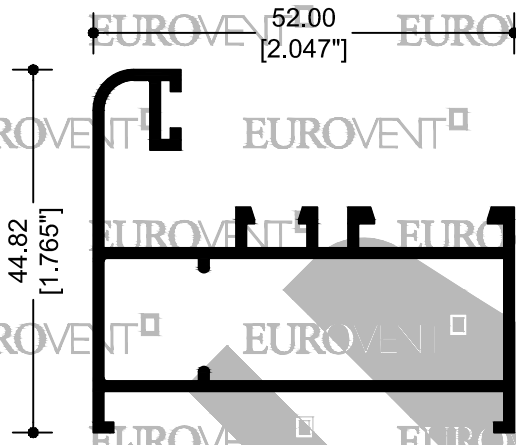
14412
CONECTOR



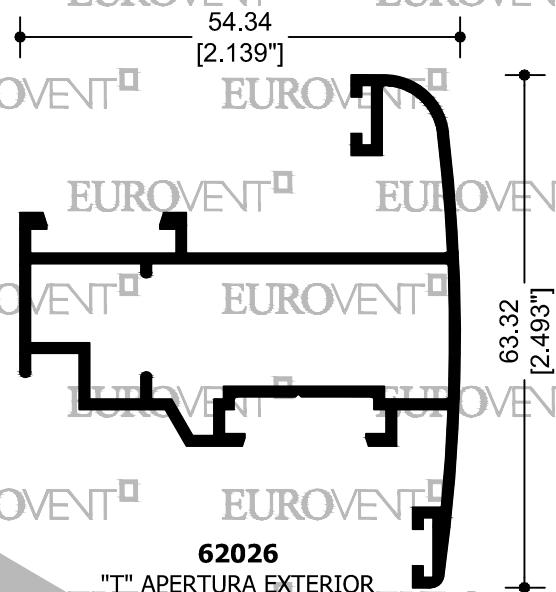
PREMIUM
SERIE

S150

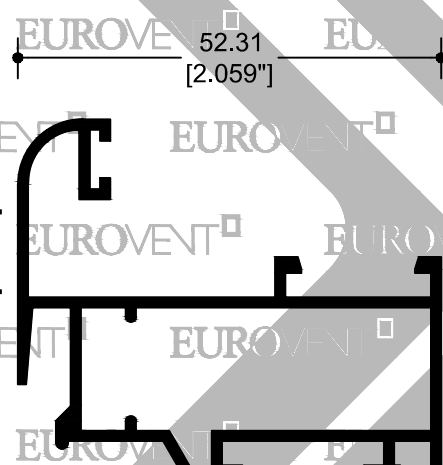
CORREDIZO



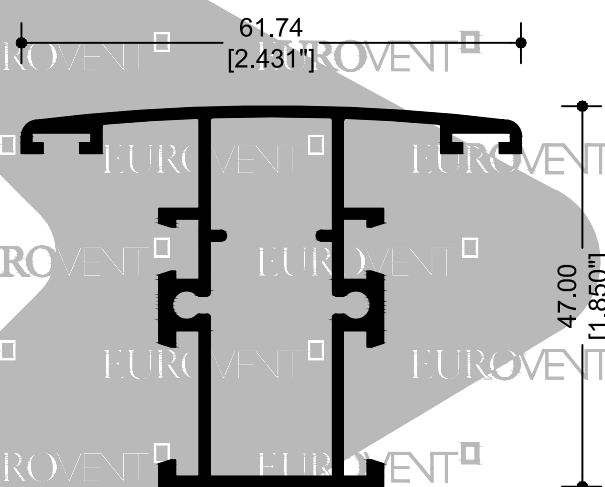
62033
"L" CONTRAMARCO



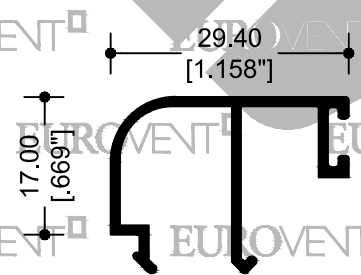
62026
"T" APERTURA EXTERIOR



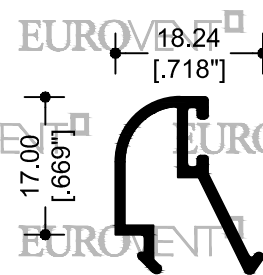
62027
"Z" APERTURA INTERIOR



62028
"T" INTERMEDIO



62029
JUNQUILLO 6mm.



62030
JUNQUILLO 24mm.

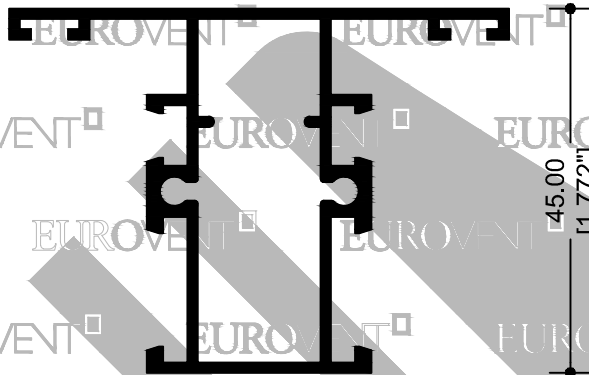
PREMIUM
SERIE
S45
VENTANA

EUROVENT EUROVENT EUROVENT EUROVENT EUROVENT

EUROVENT EUROVENT EUROVENT EUROVENT

EUROVENT EUROVENT EUROVENT EUROVENT EUROVENT

61.74
[2.431"]



45.00
[1.772"]

19.51
[.768"]



45050
PLETINA

4.50
[.177"]

EUROVENT

EUROVENT EUROVENT

EUROVENT

EUROVENT

EUROVENT

EUROVENT

EUROVENT

EUROVENT

EUROVENT

EUROVENT

EUROVENT

EUROVENT



PREMIUM

SERIE

S45

VENTANA

27.74
[1.092"]

62041

INTERMEDIO CUADRÍCULA

EUROVENT

EUROVENT

EUROVENT

EUROVENT

EUROVENT

EUROVENT

EUROVENT

EUROVENT

47.00
[1.850"]

EUROVENT

EUROVENT

45.00
[1.772"]

EUROVENT

EUROVENT


EUROVENT

EUROVENT

EUROVENT

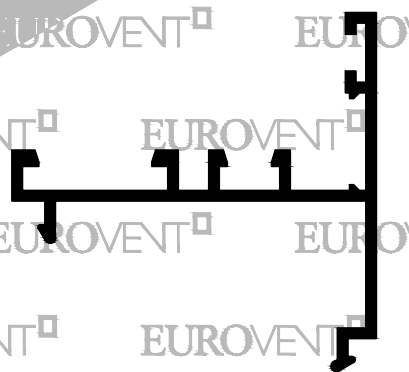
EUROVENT

26.64
[1.049"]



49.23
[1.938"]

6.27
[.247"]



40.27
[1.585"]

EUROVENT

EUROVENT

EUROVENT

EUROVENT

EUROVENT

EUROVENT

EUROVENT

EUROVENT

EUROVENT

EUROVENT

EUROVENT

EUROVENT

62031

INTERMEDIO MOVIL

62032

CONVERTIDOR

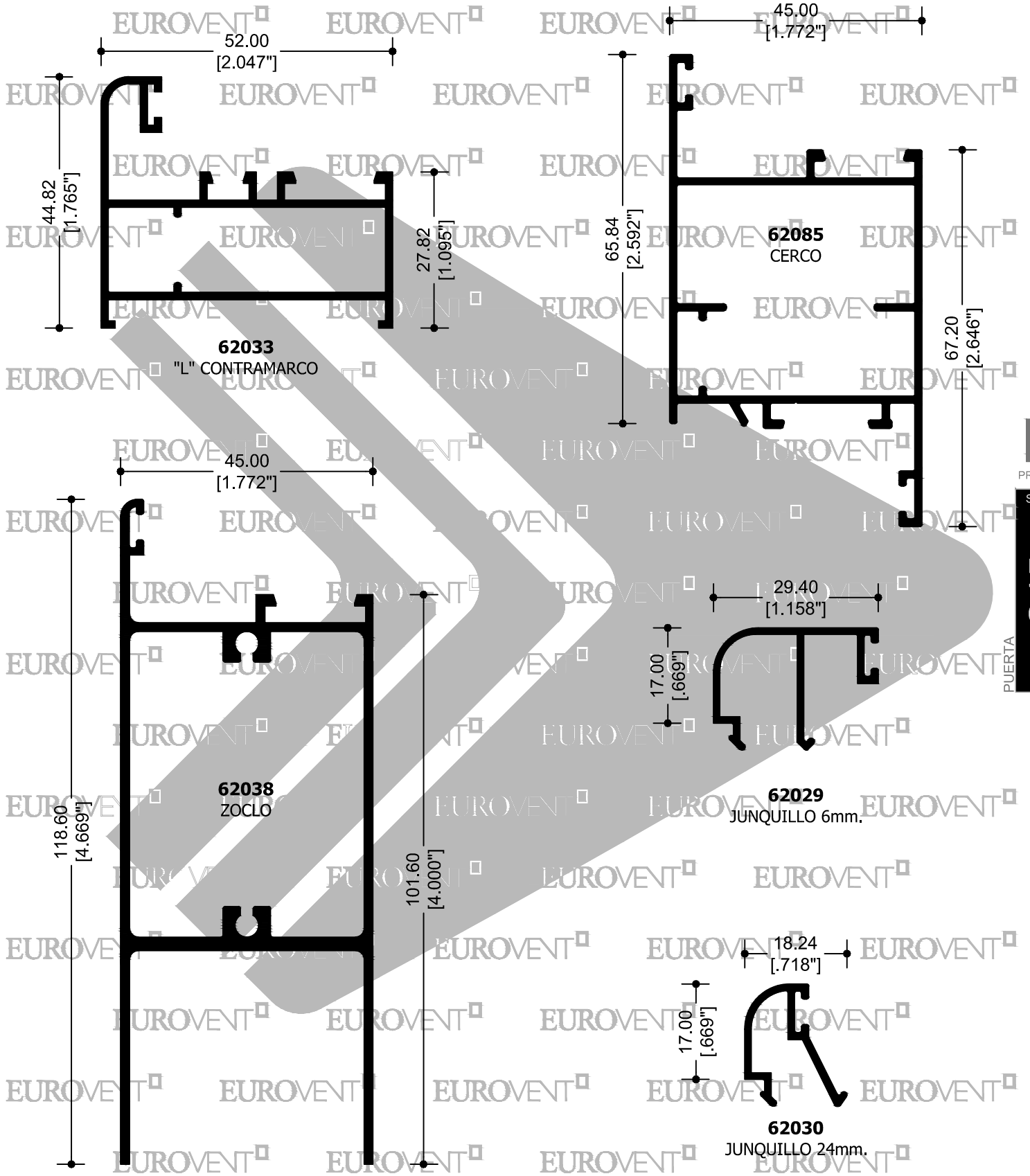
EUROVENT

EUROVENT

EUROVENT

EUROVENT

EUROVENT[□] EUROVENT[□] EUROVENT[□] EUROVENT[□] EUROVENT[□]



PREMIUM
SERIE
S45
PUERTA

EUROVENT EUROVENT EUROVENT EUROVENT EUROVENT

EUROVENT EUROVENT EUROVENT EUROVENT

EUROVENT EUROVENT EUROVENT EUROVENT EUROVENT

EUROVENT EUROVENT EUROVENT EUROVENT

EUROVENT EUROVENT EUROVENT EUROVENT EUROVENT

EUROVENT EUROVENT EUROVENT EUROVENT EUROVENT

EUROVENT EUROVENT EUROVENT EUROVENT EUROVENT

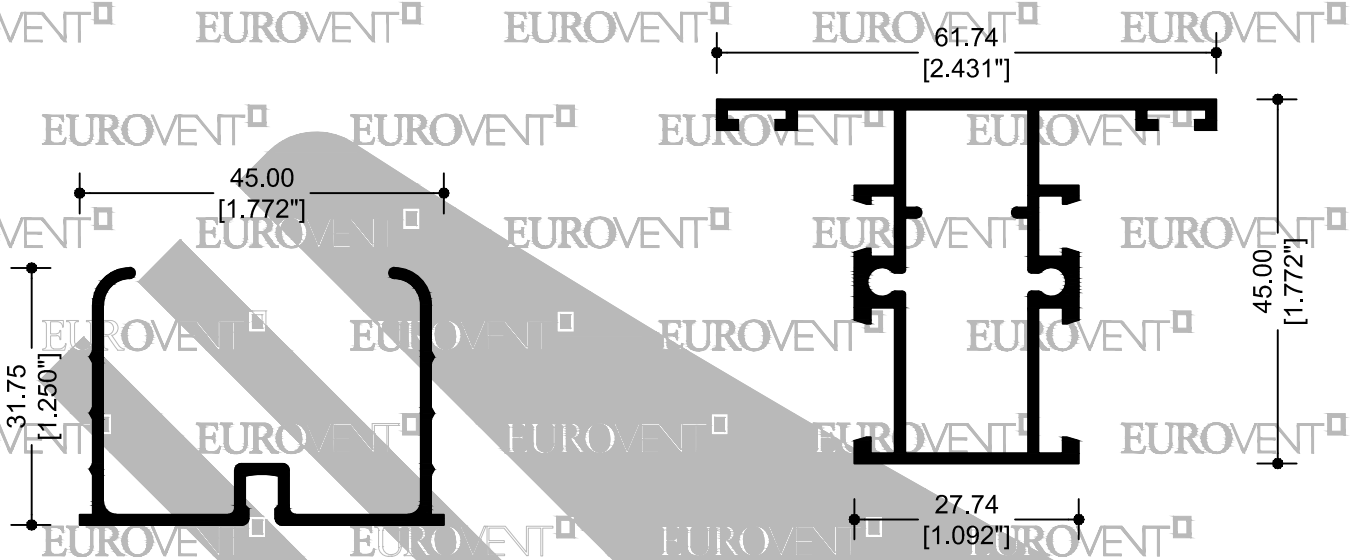


PREMIUM

SERIE

S45

PUERTA



62040
SELLO DE HERMETICIDAD

62041
INTERMEDIO CUADRÍCULA

EUROVENT EUROVENT EUROVENT EUROVENT

EUROVENT EUROVENT EUROVENT EUROVENT

EUROVENT EUROVENT EUROVENT EUROVENT

EUROVENT EUROVENT EUROVENT EUROVENT EUROVENT

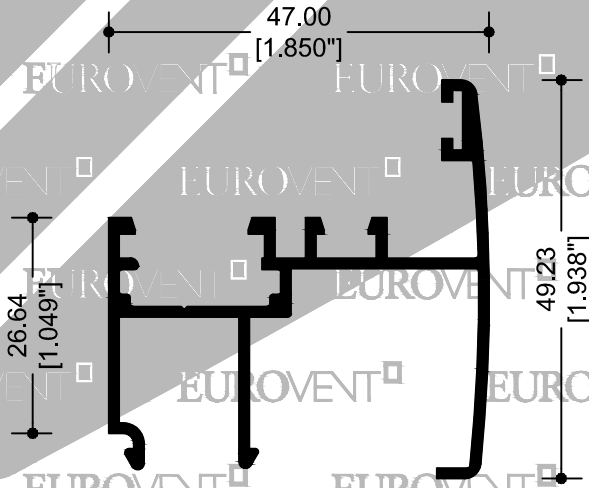
EUROVENT EUROVENT EUROVENT EUROVENT EUROVENT

EUROVENT EUROVENT EUROVENT EUROVENT EUROVENT

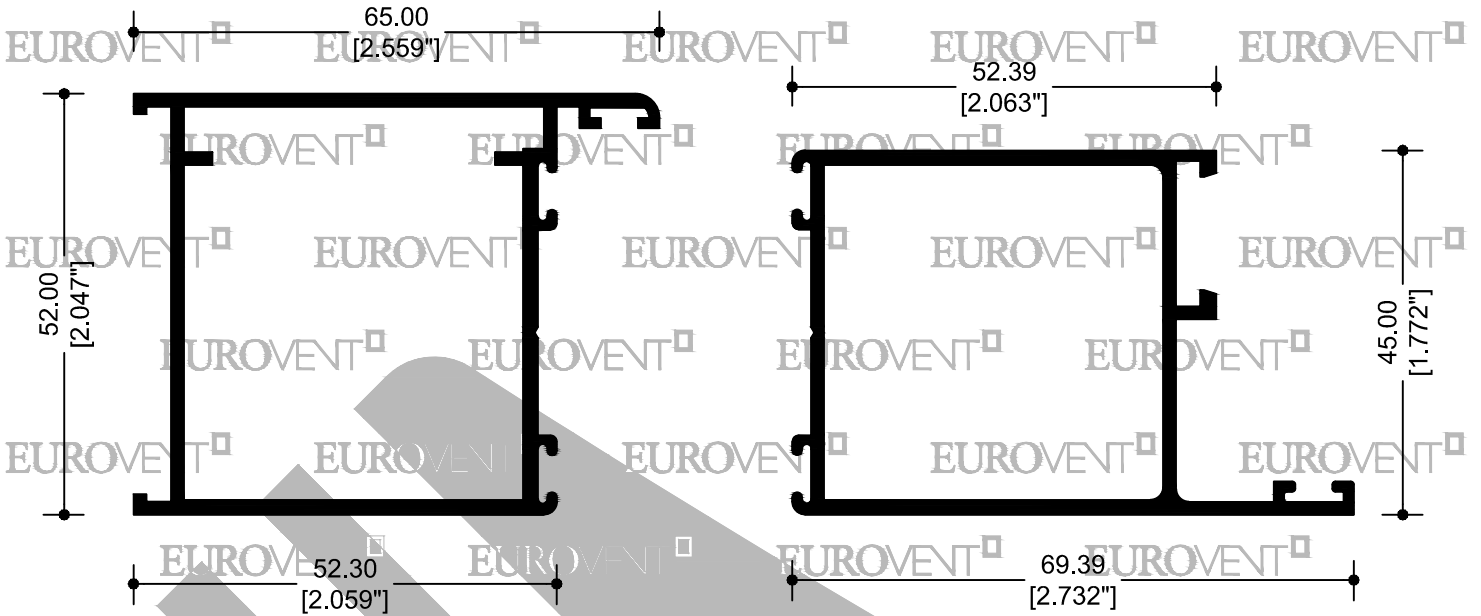
EUROVENT EUROVENT EUROVENT EUROVENT

EUROVENT EUROVENT EUROVENT EUROVENT EUROVENT

EUROVENT EUROVENT EUROVENT EUROVENT

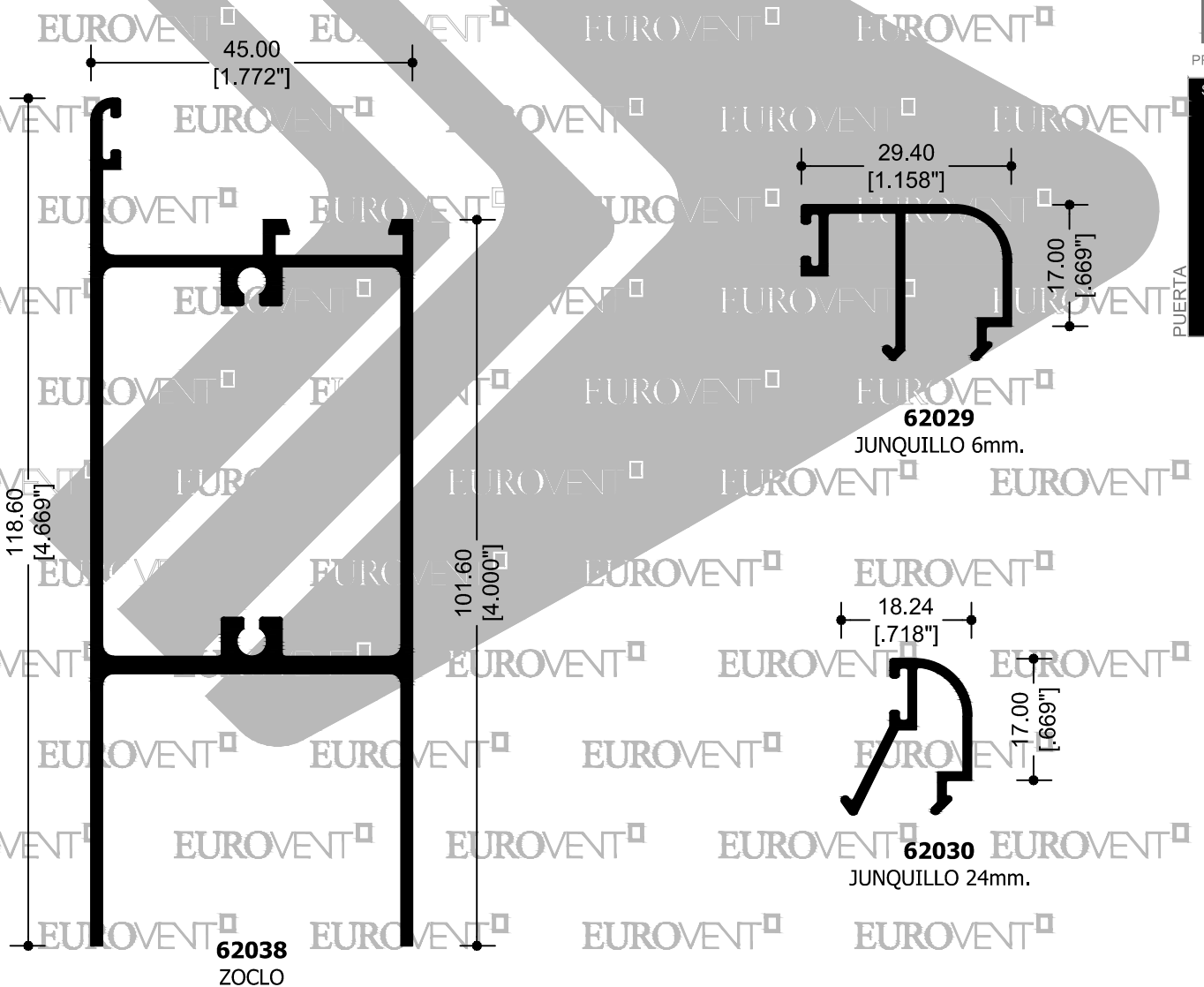


62031
INTERMEDIO MÓVIL



62035
BATIENTE

62046
CERCO CHAPA



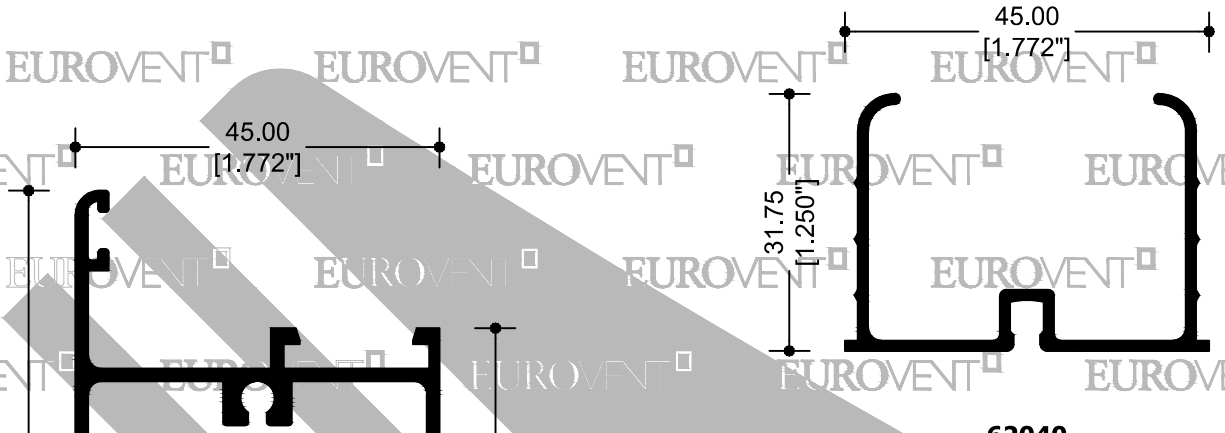
62029
JUNQUILLO 6mm.

62030
JUNQUILLO 24mm.

62038
ZOCLO

PREMIUM
SERIE

PUERTA
S45

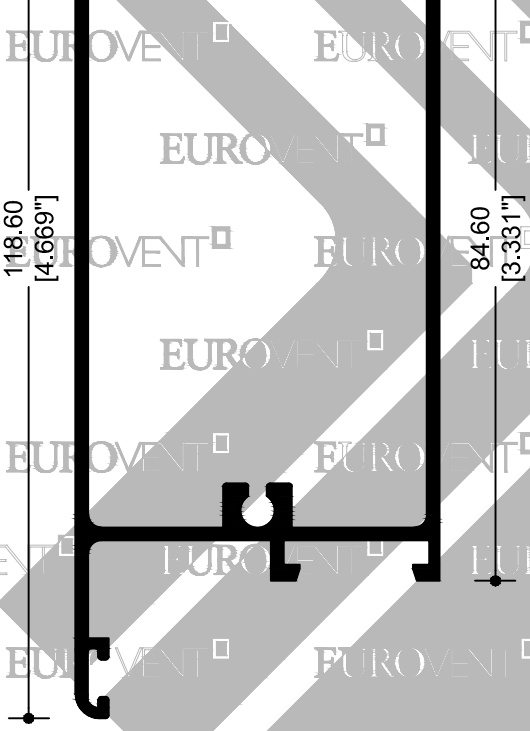


62040
SELLO DE HERMETICIDAD

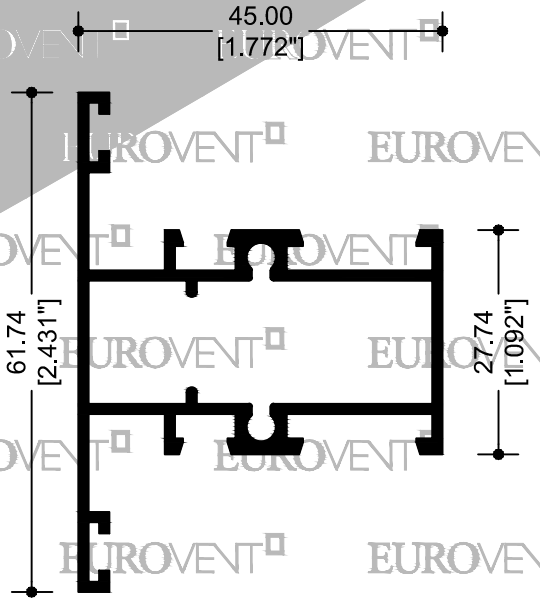


PREMIUM
SERIE






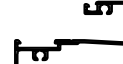








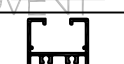







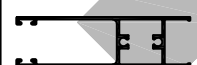



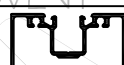



S45
PUERTA



62039
INTERMEDIO



62041
INTERMEDIO CUADRÍCULA

CLAVE	FIGURA	SUP. ANOD.	SUP. PUL.	LARGO STD.	PIEZAS x ATADO	PAGINA	CLAVE	FIGURA	SUP. ANOD.	SUP. PUL.	LARGO STD.	PIEZAS x ATADO	PAGINA
5173		9.5	3.85	6.1	20	16 28 30	12506		35.43	9.50	6.1	6	6
11409		18.3	7.30	6.1	12	21	12507		15.08	3.48	6.1	20	6 11
11411		14.17	11.36	6.1	8	21	12513		36.48	9.56	6.1	4	6
12263		39.29	19.26	6.1	4	20	12542		24.42	17.52	4.6	6	31
12273		17.42	12.45	6.1	8	28	12543		13.57	2.95	6.1	20	7 30 32 35
12274		22.31	11.71	6.1	4	28	12544		33.95	27.06	4.6	4	33
12275		21.14	21.14	6.1	8	28	12545		23.54	10.47	6.1	4	31
12276		23.71	8.09	6.1	4	28	12547		38.54	16.74	6.1	6	19
12277		21.69	10.39	6.1	4	28	12562		34.34	15.80	6.1	4	31 33
12393		4.56	4.56	6.1	40	28	12563		13.06	5.55	6.1	20	8
12428		10.00	8.19	6.1	28	21	12566		24.35	0.0	6.1	10	32 34
12437		37.26	19.00	6.1	4	20	12569		21.94	8.58	6.1	4	31 33
12456		23.33	9.53	6.1	8	21 28	12576		13.14	2.74	6.1	20	30 32 35
12504		42.00	12.76	6.1	4	6	12581		21.45	4.90	6.1	8	8
12505		23.17	3.43	6.1	8	6	12592		44.08	11.50	6.1	4	7

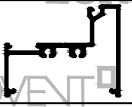






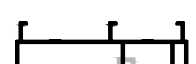




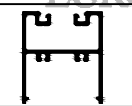
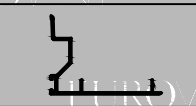


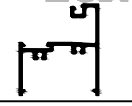



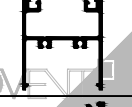



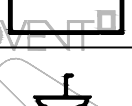





EUROVENT[®]

EUROVENT[®]

EUROVENT[®]

EUROVENT[®]

EUROVENT[®]

CLAVE	FIGURA	SUP. ANOD.	SUP. PUL.	LARGO STD.	PIEZAS x ATADO	PAGINA	CLAVE	FIGURA	SUP. ANOD.	SUP. PUL.	LARGO STD.	PIEZAS x ATADO	PAGINA
12593		35.6	8.93	6.1	4	7	12756		30.04	16.25	6.1	8	31 33
12594		18.35	2.04	6.1	8	7	13363		23.98	12.63	6.1	10	28
12595		20.15	5.17	6.1	12	35	13578		52.05	39.42	6.1	2	23
12596		48.95	30.86	6.1	2	34	13579		43.21	26.79	6.1	4	23
12602		33.67	20.32	4.6	3	33	13580		38.39	26.7	4.6 5.5	4	23
12603		10.21	2.30	6.1	20	5 30 32 35	13581		53.23	22.88	6.1	2	23
12606		37.33	10.82	6.1	8	5	13582		24.32	13.84	4.6	12	24
12607		16.72	1.91	6.1	16	5	13614		61.6	25.20	6.1	3	13
12608		30.23	8.61	6.1	8	5	13615		32.27	7.14	6.1	6	13
12609		12.91	2.81	6.1	20	5	13616		21.40	6.44	6.1	12	13
12613		33.62	9.82	6.1	8	5	13617		52.72	12.20	6.1	3	13
12614		28.42	8.14	6.1	8	5	13634		66.42	45.09	6.1	2	25
12617		21.66	16.02	6.1	6	31 33	13635		50.75	25.76	6.1	4	25
12653		9.18	6.88	6.1	20	35	13636		12.61	9.38	6.1	24	25
12664		36.46	15.39	6.1	6	19	13638		10.55	3.78	6.1	30	25

EUROVENT[®]

EUROVENT[®]

EUROVENT[®]

EUROVENT[®]

EUROVENT[®]

EUROVENT[®]

EUROVENT[®]

EUROVENT[®]

EUROVENT[®]

CLAVE	FIGURA	SUP. ANOD.	SUP. PUL.	LARGO STD.	PIEZAS x ATADO	PAGINA	CLAVE	FIGURA	SUP. ANOD.	SUP. PUL.	LARGO STD.	PIEZAS x ATADO	PAGINA
13829		60.01	17.50	6.1	3	14	14396		28.53	9.35	6.1	4	30
13830		55.58	12.65	6.1	4	14	14397		35.62	14.18	6.1	4	30
13831		34.44	9.53	6.1	6	14	14409		41.94	17.45	6.1	5	24
13832		19.8	5.57	6.1	16	14	14411		14.35	11.06	6.1	8	27
14082		44.04	18.55	6.1	4	24	14412		3.22	0.0	6.1	29	21 48 51 54
14083		30.61	14.22	5.5	6	24	14427		41.74	27.11	4.6 5.5 6.1	3	23
14230		49.79	17.56	6.1	4	25	14698		78.48	25.73	6.1	2	39
14349		16.54	8.25	6.1	16	36 41	14699		53.10	22.59	6.1	1	37
14350		20.82	20.82	6.1	8	36 41	14702		21.65	11.23	6.1	20	21
14351		54.31	13.93	6.1	2	36	14738		31.64	23.44	6.1	2	38
14384		22.60	10.16	6.1	8	15	14739		43.12	34.92	6.1	1	39
14385		50.20	22.81	6.1	4	15	14918		20.84	7.82	6.1	12	21
14388		19.39	0.76	6.1	12	5	15043		4.39	4.39	6.1	32	28
14389		46.5	14.56	6.1	2	38	18409		32.53	25.3	5.0	6	20
14395		23.26	6.72	6.1	4	30	18411		28.96	21.73	6.1	4	19

EUROVENT[®]

EUROVENT[®]

EUROVENT[®]

EUROVENT[®]

EUROVENT[®]

EUROVENT[®]

EUROVENT[®]

EUROVENT[®]

EUROVENT[®]

CLAVE	FIGURA	SUP. ANOD.	SUP. PUL.	LARGO STD.	PIEZAS x ATADO	PAGINA	CLAVE	FIGURA	SUP. ANOD.	SUP. PUL.	LARGO STD.	PIEZAS x ATADO	PAGINA
18413		15.91	13.08	6.1	12	21	32506		38.54	9.57	6.1	6	10
18419		30.10	24.53	5.0	4	20	32563		15.95	6.72	6.1	20	12
18421		26.53	20.96	6.1	4	19	42505		26.07	4.63	6.1	8	10
18677		59.26	13.98	6.1	4	36	42507		16.51	4.42	6.1	8	10
18792		33.95	33.95	4.6	4	24	45050		4.73	0.0	6.1	24	29 56
18988		11.44	1.64	6.1	18	36	50701		9.27	4.75	6.1	27	16 21 24
19171		24.65	19.00	6.1	8	29	61427		82.32	26.28	6.1	1	40
19172		35.38	20.96	6.1	12	29	61428		53.54	34.52	6.1	1	40
19195		31.92	19.90	6.1	16	29	61610		12.04	3.41	6.1	12	36
22504		44.92	13.96	6.1	4	10	62000		40.04	30.36	6.1	4	50
22513		40.98	9.57	6.1	4	10	62001		34.68	14.61	6.1	6	50
22581		24.22	5.25	6.1	8	12	62002		18.12	8.48	6.1	12	51
22592		47.13	16.02	6.1	4	11	62004		33.66	14.08	6.1	6	50
22593		38.88	9.22	6.1	4	11	62014		17.49	14.13	6.1	6	51 54
22594		21.08	3.11	6.1	8	11	62017		56.33	41.94	6.1	2	50

EUROVENT[®]

EUROVENT[®]

EUROVENT[®]

EUROVENT[®]

EUROVENT[®]

EUROVENT[®]

EUROVENT[®]

EUROVENT[®]

EUROVENT[®]

CLAVE	FIGURA	SUP. ANOD.	SUP. PUL.	LARGO STD.	PIEZAS x ATADO	PAGINA	CLAVE	FIGURA	SUP. ANOD.	SUP. PUL.	LARGO STD.	PIEZAS x ATADO	PAGINA
62019		33.45	20.23	6.1	6	50	62040		24.62	24.62	6.1	4	58 60
62021		33.61	10.72	6.1	4	47	62041		32.57	9.60	6.1	4	44 49 56 58 60
62022		20.18	5.65	6.1	12	9 46	62042		16.42	3.30	6.1	12	44
62023		14.70	3.77	6.1	20	46	62046		28.92	18.61	6.1	4	59
62026		35.53	9.58	6.1	4	49 55	62047		33.47	10.72	6.1	4	47
62027		36.11	8.06	6.1	4	55	62052		49.11	37.2	6.1	2	52
62028		32.99	9.6	6.1	4	44 55	62054		68.26	51.07	6.1	1	52
62029		17.60	4.26	6.1	12	45 49 55 57 59	62055		49.80	19.52	6.1	3	53
62030		12.33	2.49	6.1	16	45 49 55 57	62056		46.18	17.81	6.1	3	53
62031		37.70	5.87	6.1	12	56 58	62057		45.39	13.57	6.1	3	53
62032		25.80	4.62	6.1	12	49 56	62058		23.10	10.94	6.1	10	53
62033		30.03	8.09	6.1	4	44 55 57	62060		15.93	1.59	6.1	16	54
62035		28.13	21.63	6.1	4	59	62066		31.18	12.42	6.1	8	17
62038		44.13	22.32	6.1	4	49 59 57	62070		15.92	7.40	6.1	16	18
62039		40.57	20.86	6.1	3	60	62072		14.03	3.23	6.1	20	9



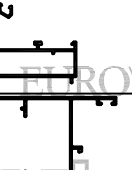
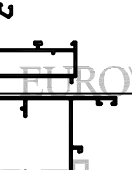
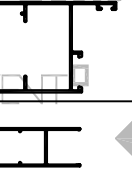
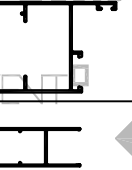
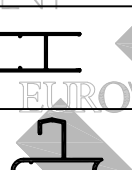
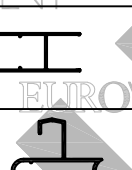
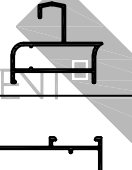
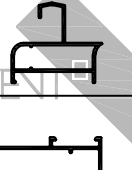
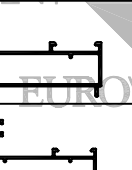
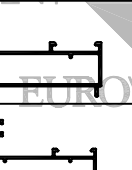
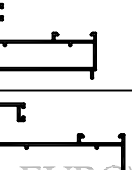
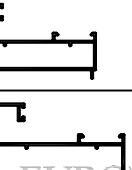


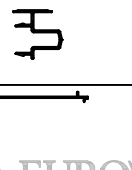
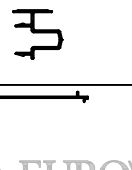


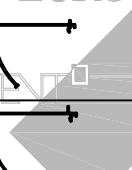
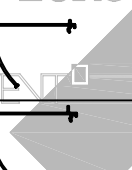


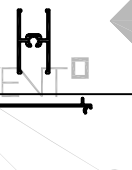
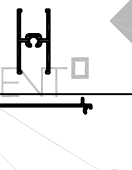


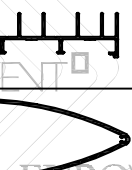
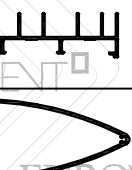

EUROVENT[®]

EUROVENT[®]

EUROVENT[®]

EUROVENT[®]

EUROVENT[®] EUROVENT[®] EUROVENT[®] EUROVENT[®] EUROVENT[®]

CLAVE	FIGURA	SUP. ANOD.	SUP. PUL.	LARGO STD.	PIEZAS x ATADO	PAGINA	CLAVE	FIGURA	SUP. ANOD.	SUP. PUL.	LARGO STD.	PIEZAS x ATADO	PAGINA
62078		11.19	6.20	6.1	24	18	64206		28.28	14.4	6.1	6	54
62079		26.05	6.94	6.1	8	9	64207		22.13	10.00	6.1	8	51
62085		35.41	14.75	6.1	4	57	64640		31.49	23.66	6.1	6	39
62087		29.70	12.00	6.1	6	17	64641		39.90	18.75	6.1	4	26
62091		26.14	13.62	6.1	4	54	64642		39.04	31.99	6.1	4	29
62092		30.45	7.28	6.1	4	46	64643		13.50	4.86	6.1	16	26
62093		34.34	8.29	6.1	4	9	64644		41.08	13.72	6.1	4	27
62094		44.39	10.80	6.1	2	46	64645		29.52	7.24	6.1	5	27
62103		21.64	10.88	6.1	12	51	64646		50.22	30.37	6.1	2	41
62140		44.51	10.07	6.1	4	15	65191		56.10	18.29	6.1	2	41
62145		21.33	5.06	6.1	12	45	65192		42.31	18.29	6.1	2	41
62150		23.60	5.41	6.1	12	8	65194		39.32	NA	6.1	2	42
62168		17.91	7.01	6.1	10	18	65196		12.71	6.16	6.1	12	42
62170		28.90	6.66	6.1	8	12	65389		50.06	14.52	6.1	2	38
62374		55.82	36.74	6.1	4	22	67163		42.69	18.31	6.1	2	42
62472		41.1	31.86	6.1	1	37							

EUROVENT[®] EUROVENT[®]

EUROVENT[®]

EUROVENT[®]

EUROVENT[®]

EUROVENT[®]

EUROVENT[®]

CLAVE	FIGURA	SUP. ANOD.	SUP. PUL.	LARGO STD.	PIEZAS x ATADO	PAGINA	CLAVE	FIGURA	SUP. ANOD.	SUP. PUL.	LARGO STD.	PIEZAS x ATADO	PAGINA
67164		44.06	23.32	6.1	2	42	68843		30.61	12.70	6.1	10	16
67428		32.60	16.52	6.1	2	41	68844		26.81	18.57	6.1	8	16
67429		58.75	27.00	6.1	2	43	68845		35.59	16.10	6.1	8	16
67430		71.53	30.86	6.1	2	43	68846		21.10	10.54	6.1	8	16
67712		18.47	15.94	6.1	1	48	68847		15.17	9.32	6.1	20	16
67734		38.74	29.01	6.1	1	48	68850		33.19	17.02	6.1	8	16
67735		46.87	24.20	6.1	1	48	69356		12.91	4.24	6.1	20	16
67739		69.11	50.76	6.1	2	34	69368		12.01	4.11	6.1	20	16
67894		32.94	15.19	6.1	4	17	78408		34.95	5.64	6.1	8	19
67896		32.40	16.52	6.1	4	17	78410		34.29	21.38	6.1	4	20
67899		17.29	6.55	6.1	12	18	78412		30.71	17.81	6.1	4	19
68266		70.02	26.75	6.1	2	37	78420		31.86	21.38	6.1	4	20
68299		32.95	17.23	6.1	4	18	78422		28.29	17.81	6.1	4	19
68300		45.35	22.12	6.1	4	17	81642		4.30	2.20	6.1	130	28
68337		30.18	14.42	6.1	4	18	72373		50.53	26.83	6.1	2	22
68842		45.34	17.27	6.1	6	16	78407		40.04	19.52	6.1	4	19

EUROVENT[®] EUROVENT[®] EUROVENT[®] EUROVENT[®] EUROVENT[®]

EUROVENT[®] EUROVENT[®] EUROVENT[®] EUROVENT[®]

EUROVENT[®] EUROVENT[®] EUROVENT[®] EUROVENT[®] EUROVENT[®]

EUROVENT[®] EUROVENT[®] EUROVENT[®] EUROVENT[®]

EUROVENT[®] EUROVENT[®] EUROVENT[®] EUROVENT[®] EUROVENT[®]

EUROVENT[®] EUROVENT[®] EUROVENT[®] EUROVENT[®]

EUROVENT[®] EUROVENT[®] EUROVENT[®] EUROVENT[®] EUROVENT[®]

EUROVENT[®] EUROVENT[®] EUROVENT[®] EUROVENT[®]

EUROVENT[®] EUROVENT[®] EUROVENT[®] EUROVENT[®]

EUROVENT[®] EUROVENT[®] EUROVENT[®] EUROVENT[®]

EUROVENT[®] EUROVENT[®] EUROVENT[®] EUROVENT[®]

EUROVENT[®] EUROVENT[®] EUROVENT[®] EUROVENT[®]

EUROVENT[®] EUROVENT[®] EUROVENT[®] EUROVENT[®] EUROVENT[®]

EUROVENT[®] EUROVENT[®] EUROVENT[®] EUROVENT[®]

EUROVENT[®] EUROVENT[®] EUROVENT[®] EUROVENT[®] EUROVENT[®]

EUROVENT[®] EUROVENT[®] EUROVENT[®] EUROVENT[®]

EUROVENT[®] EUROVENT[®] **CUPRUM** EUROVENT[®] EUROVENT[®]

EUROVENT[®] EUROVENT[®] EUROVENT[®] EUROVENT[®]

Este manual está protegido bajo varias patentes y diseños en trámite. Prohibida su reproducción total o parcial.



CUPRUM

EUROVENT[®]

The background of the top section is a dense, light gray pattern of architectural line drawings. These drawings include various geometric shapes, lines, and symbols, such as rectangles, triangles, and curved lines, which are typical of technical or architectural sketches. The drawings are scattered across the top half of the page, creating a textured, technical aesthetic.

EUROVENTO